

Transportation Rule 6020 Annual Report 2025

(CY 2025 – 2020)

This report, as required by 4 *Code of Colorado Regulations* (CCR) 723-6-6020 (Rule 6020), is submitted to the Public Utilities Commission and to the Director of the Commission and posted on the Public Utilities Commission (PUC or Commission) website. Each section represents a separate line item of the report tied to the rule requirement. Report statistics are by Calendar Year (CY). The reason for CY reporting is related to rule 6020 (b) and (c) as derived from statistics reported by all Common Carriers (taxis, shuttles, etc.) in their annual reports filed with the Commission.

Important definitions to remember while reading this report include:

"Certificate of Public Convenience and Necessity", "Certificate", or "CPCN" means the Authority issued to a Common Carrier declaring that the present or future public convenience and necessity requires or will require the stated operation.

"Common Carrier" is a public utility as defined in § 40-1-102, C.R.S., and includes the obligation to indiscriminately accept and carry Passengers for Compensation. Common Carrier includes every Person directly or indirectly affording a means of transportation, or any service or facility in connection therewith, within this state, by Motor Vehicle; except that the term does not include a:

- Contract Carrier as defined by § 40-10.1-101(6), C.R.S.;
- Motor Carrier that provides transportation not subject to regulation pursuant to § 40-10.1-105, C.R.S.;
- Limited Regulation Carrier defined by § 40-10.1-301, C.R.S.;
- Large-Market Taxicab Service defined by § 40-10.1-101(9.5) C.R.S.; or
- Transportation Network Company defined under § 40-10.1-602, C.R.S.

"Contract Carrier" means every Person, who, by special contract, directly or indirectly affords a means of Passenger transportation over any public highway of this state; except that the term does not include a:

- Common Carrier defined in § 40-1-102, C.R.S.;
- Limited Regulation Carrier defined in § 40-10.1-301, C.R.S.;
- Transportation Network Company defined in § 40-10.1-602, C.R.S.; or
- Large-Market Taxicab Service defined in § 40-10.1-101(9.5), C.R.S.

"Limited Regulation Carrier" means a Person who provides service by Charter Bus, Children's Activity Bus, Fire Crew Transport, Luxury Limousine, Medicaid Client Transport¹, or Off-Road Scenic Charter as those terms are defined in § 40-10.1-301, C.R.S. and rule 6301.

"Permit" means the Permit issued to:

- Contract Carrier pursuant to part 2 of Article 10.1 of Title 40, C.R.S.;
- Limited Regulation Carrier pursuant to part 3 of Article 10.1 of Title 40, C.R.S.;
- Towing Carrier pursuant to part 4 of Article 10.1 of Title 40, C.R.S.;
- Household Goods Mover pursuant to part 5 of Article 10.1 of Title 40, C.R.S.;

¹ Medicaid Client Transport (MCT) permits are no longer issued by the Commission, effective June 28, 2021 (see HB21-1206, 21R-0467TR).

- Transportation Network Company pursuant to part 6 of Article 10.1 of Title 40, C.R.S.;
- Large-Market Taxicab Service carrier pursuant to part 7 of Article 10.1 of Title 40, C.R.S.;
- Hazardous Materials Carrier pursuant to Article 20 of Title 42, C.R.S.²; or
- Nuclear Materials Carrier pursuant to Article 20 of Title 42, C.R.S.³

6020 - Report by Commission Staff

Commission Rule 6020 requires that at least once every twelve months, or more frequently if requested by the Commission, PUC staff shall provide a report to the Commissioners and to the Director of the Commission on the financial results (for Fully Regulated Intrastate Carriers⁴), the operational performance of Motor Carriers regulated by these rules as well as the enforcement and compliance actions taken by Enforcement Officials. The first report was due July 1, 2019. Rule 6020 includes the following requirements:

- (a) number of existing and new Certificates and Permits (by type) issued in the current year as well as the previous four years by Type of Service and geographical area;
- (b) total amount of revenue as reported on the Annual Report for the current year and the previous four years for each Common Carrier as well as revenue in the main geographic areas of the state;
- (c) number of trips to Denver International Airport and revenue generated for the current year and each of the last four years for each of the Common Carriers or Contract Carriers or Large Market Taxicab Service providers;
- (d) total number of Motor Vehicle Identification Stamps issued for the current year and for each of the previous four years as well as the amount of annual revenue generated from the stamps;
- (e) the total number of UCR Plan⁵ registrations each year as well as the previous four years;
- (f) number of Authorities suspended, revoked, or abandoned in the current year and each of the previous four years and a summary of the reasons for such status;
- (g) number of Permits (excluding Contract Carrier permits) expired, canceled, or revoked in the current year and each of the previous four years;
- (h) number of vehicle inspections conducted by Enforcement Officials in the current year and each of the previous four years by type (vehicles 10,000 pounds or less and 15 Passenger or less and Commercial Vehicles 10,001 pounds or more and 16 Passengers or more) and a summary of the types of deficiencies noted;
- (i) safety and compliance reviews for the current year and each of the past four years; investigations opened and closed;
- (j) number of CPANs issued (by type) and the amount collected for the current year and each of the previous four years;

² Hazardous Materials Carrier permits are no longer issued by the Commission, effective January 1, 2021 (see SB20-118, 21R-0467TR).

³ Nuclear Materials Carrier permits are no longer issued by the Commission, effective January 1, 2021 (see SB20-118, 21R-0467TR).

⁴ Fully Regulated Intrastate Carriers are Common Carriers and Contract Carriers, pursuant to Rule 6001(gg).

⁵ UCR Plan refers to the Unified Carrier Registration Agreement, pursuant to Rule 6001(zzz).

- (k) refunds to customers for current year and each of the past four years;
- (l) violation warnings issued for current year and each of the past four years;
- (m) recommendations as to what if any changes should be made to the current rules of the Commission; and
- (n) recommendations as to the priority for the type of enforcement actions for the next year.
- (o) The report shall be provided to each of the Commissioners and the Director and shall be posted on the website of the Commission.

*Note: Effective March 2, 2022, Rule 6020 no longer includes the requirement to report information related to petitions for age waivers, pursuant to 21R-0359TR. This requirement was previously identified under 6020(m).

**Note: For many sections of this report, data is not yet available for the 2025 Calendar Year. In these instances, data is provided for 2019-2024.

(a) Number of existing and new Certificates⁶ and Permits (by type) issued in the current year as well as the previous four years by Type of Service and geographical area.

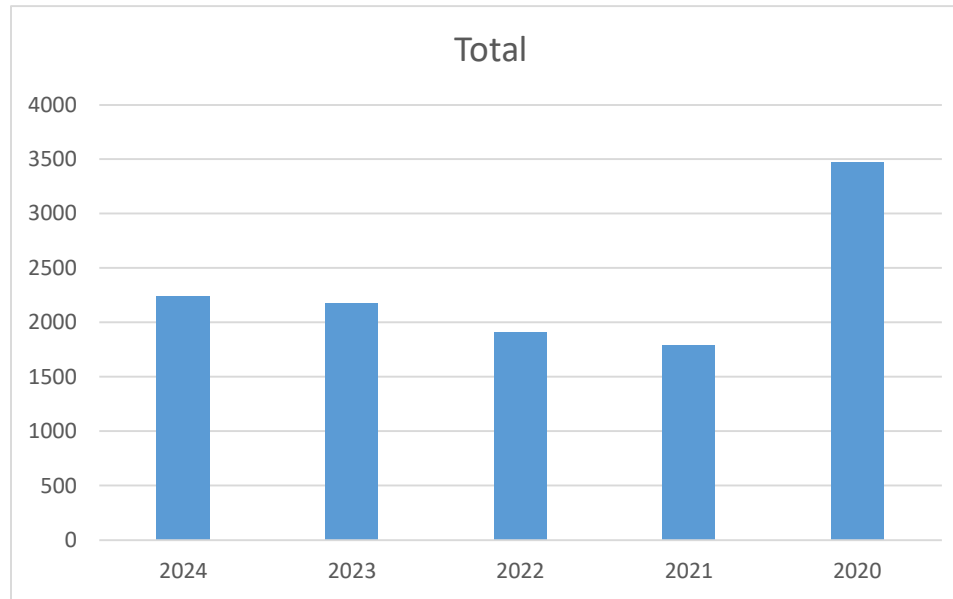
Authority/Permit Type	2024	2023	2022	2021	2020
CHARTER SCENIC BUS	23	21	18	19	21
CHILD ACTIVITY BUS	9	12	18	25	5
COMMON CARRIER	25	21	21	18	16
COMMON CARRIER ETA ⁷	2	0	3	0	0
COMMON CARRIER TA ⁸	1	0	5	2	0
CONTRACT B ETA	0	0	0	1	1
CONTRACT B TA	0	4	0	1	0
CONTRACT CARRIER B	2	1	0	3	1
HAZMAT ANNUAL	0	0	0	0	1653
HAZMAT NUCLEAR	0	0	0	0	7
HOUSEHOLD GOODS	209	230	230	240	240
LARGE MARKET TAXI	12	15	9	15	10
LUXURY LIMOUSINE	1102	1022	801	552	542
MEDICAID CLIENT					
TRANS	0	0	0	99	198
OFF ROAD CHARTER	30	26	22	23	21
TNC	5	5	3	3	3
TOWING	819	816	784	788	753
Total	2239	2173	1914	1789	3471

⁶ A Certificate, or CPCN, is an authority granted by the Commission to a Common Carrier that exists until suspended, revoked, or abandoned.

⁷ ETA references Emergency Temporary Authority, pursuant to Rule 6204.

⁸ TA refers to Temporary Authority, pursuant to Rule 6204.

Existing/Issued Permits by Year



*Note: The 48.4% reduction in overall permits between 2020 and 2021 (and going forward) is largely due to the PUC no longer issuing Hazardous and Nuclear Materials Carrier permits, effective January 1, 2021 (see SB20-118, 21R-0467TR).

Below is the same data broken out by Part 2 and Part 7 Carriers (Common, Contract, and Large Market Taxi) and Part 3 Carriers (Limited Regulation).

Part 2 & 7 Carriers	2024	2023	2022	2021	2020
COMMON CARRIER	25	21	21	18	16
COMMON CARRIER ETA	2	0	3	0	0
COMMON CARRIER TA	1	0	5	2	0
CONTRACT CARRIER					
ETA	0	0	0	1	1
CONTRACT CARRIER TA	0	4	0	1	0
CONTRACT CARRIER	2	1	0	3	1
LARGE MARKET TAXI	12	15	9	15	10
Total	42	41	38	40	28

Part 3 Carriers	2024	2023	2022	2021	2020
CHARTER SCENIC BUS	23	21	18	19	21
CHILD ACTIVITY BUS	9	12	18	25	5
LUXURY LIMOUSINE	1102	1022	801	552	542
MEDICAID CLIENT					
TRANS	0	0	0	99	198
OFF ROAD CHARTER	30	26	22	23	21
Total	1164	1081	859	718	787

Existing* Certificates and Permits by Geographical area, through June 10, 2025:

Permit Type	Existing as of 06/10/25(YTD)	Number of existing carriers by geographic zip code location							
		I	M	N	P	S	WN	WS	O
CHARTER SCENIC BUS	22	3	6	3	0	1	1	2	6
CHILD ACTIVITY BUS	6	0	5	0	0	0	0	0	1
COMMON CARRIER	156	36	44	14	1	15	5	22	19
COMMON CARRIER ETA	0	0	0	0	0	0	0	0	0
COMMON CARRIER TA	0	0	0	0	0	0	0	0	0
CONTRACT B ETA	0	0	0	0	0	0	0	0	0
CONTRACT B TA	0	0	0	0	0	0	0	0	0
CONTRACT CARRIER B	27	0	15	2	0	0	0	5	5
HAZMAT ANNUAL	0	n/a	n/a	n/a	n/a	n/a	n/a	n/a	n/a
HAZMAT NUCLEAR	0	n/a	n/a	n/a	n/a	n/a	n/a	n/a	n/a
HOUSEHOLD GOODS	209	13	113	25	3	19	3	7	26
LARGE MARKET TAXI	15	0	10	1	0	4	0	0	0
LUXURY LIMOUSINE	1,041	140	802	17	2	29	19	23	9
MEDICAID CLIENT TRANS	0	0	0	0	0	0	0	0	0
OFF ROAD CHARTER	25	5	1	1	0	2	0	13	3
TNC	5	0	1	0	0	0	0	0	4
TOWING	771	66	372	86	24	73	15	57	78
	2,277	263	1,369	149	30	143	43	129	151

* "Existing" includes active, active insurance hearing, active leased, active transferred, hearing scheduled, suspended
 Code: I = I-70 Corridor; M = Metro; N = North LMT; P = Pueblo; S = South LMT; WN = Northwest; WS = Southwest; O = Other

(b) total amount of revenue as reported on the Annual Report for the current year and the previous four years for each Common Carrier as well as revenue in the main geographic areas of the state.

Certificate or Permit No.	Carrier and/or Trade Name	Revenue (2023) ⁹	Base County/Area		Certificate or Permit No.	Carrier and/or Trade Name	Revenue (2023)	Base County/Area
55846	303 Party Bus, LLC	\$857,462	Denver Metro		55962	Blue Shuttle	\$0	Denver Metro
54842	453-TAXI	\$25,706	Summit		55778	Boulder Lift, LLC	\$285,352	Boulder
25810	ABC Shuttle	\$22,186	Denver Metro		55777	Boulder Wilderness Shuttle, LLC	\$19,041	Boulder
55862	Absolute Bikes Adventures, LLC	\$13,190	Fremont		55886	Brewhop Trolley, LLC	\$244,891	Denver Metro
55925	Absolute Prestige Limousine II, LLC	\$3,356	Mesa		55940	Buggy Tours, LLC	\$93,532	El Paso
44908, 47967, B-10102	Ace Express Coaches, LLC	\$27,528,941	Denver Metro		55990	Canna Cabana Bus	\$1,600	Denver Metro
48380	Aces & Eights Casino Services, Inc.	\$239,338	Summit		53533s	Canyon Bikes	\$0	Garfield
55737	Adventures Out West, Inc.	\$2,891,645	El Paso		55840	Charter Sports, Inc.	\$65,280	Eagle, Summit
55890	All Cities Taxi	\$0	Denver Metro		2282	City Cab, LLC	\$1,300,000	Pueblo
26246	Alpine and/or Go Alpine	\$3,247,377	Routt		55977	Colorado Cannabis Tours	\$265,610	Denver Metro
12750, B-9414	Alpine Express	\$5,465,653	Gunnison		55667	Colorado Coach Transportation, LLC	\$254,317	Boulder, Gilpin
55844	Alpine Sports	\$139,009	Summit		55958	Colorado Detours, LLC	\$8,308	Delta
55899	Alpine Taxi, Inc.	\$0	Denver Metro		55976	Colorado Jeep & Off Road Tours, Inc.	\$356,639	El Paso, Fremont
7465	Aramark Sports and Entertainment Services	\$744,186	Archuleta		55863	Colorado Jeep Trail Tours, Inc.	\$336,429	La Plata, San Juan
55713	Aspen Transportation CO.	\$488,689	Pitkin		54166	Colorado Sightseer	\$483,823	Denver Metro
55865	Aspire Tours, LLC	\$2,710,673	Denver Metro		55922	Colorado Transportation Industries, LLC	\$2,491,126	Denver Metro
55907	BFB Shuttle and Car Service	\$79,018	Larimer		55879	Delta Transport, LLC	\$0	Denver Metro
55986	Billups Transportation, LLC	\$20,622	El Paso		55834	Denver Airport Shuttle Express	\$105,818	Denver Metro
12066	Blazing Jeep, LLC	\$474,974	Pitkin		55674	Devonshire Acres	\$0	Logan
					55932	Discover Longmont	\$14,003	Boulder

⁹ The reported years include 2018 through 2023. 2024 data is not yet available, as of the drafting of this report, due to late filings by some carriers for the Annual Report for CY 2024.

Certificate or Permit No.	Carrier and/or Trade Name	Revenue (2023)	Base County/Area		Certificate or Permit No.	Carrier and/or Trade Name	Revenue (2023)	Base County/Area
55733s	Dolly's Mountain Shuttle	\$690,733	Gunnison		298	Greyhound Lines, Incorporated	\$609,542	Statewide
55926	DoubleTree Management, LLC	\$0	La Plata		55275	Groome Transportation, Colorado Springs	\$3,080,376	El Paso
55981	EMS Unlimited, LLC	\$4,596	Garfield		55819	Groome Transportation, Fort Collins	\$8,274,564	Larimer
14196	Englewood Shuttle, LLC	\$24,515	Denver Metro		55902, B-10086	Heart & Soul Paratransit, LLC	\$234,856	Larimer
55942	Envida	\$12,796	El Paso		55964	Hermosa Tours	\$7,245	La Plata
7321	Epic Mountain Express	\$0	Eagle		55965	Hey Rides	\$124,884	Park
54696	Estes Park Charters Corp.	\$1,034,745	Larimer		14114	High Mtn Taxi	\$3,532,563	Pitkin
55845s	Estes Park Trolleys	\$151,848	Larimer		53046s	High Valley Bike Shuttle	\$62,556	Chaffee, Fremont
55861	eTUK Denver, LLC	\$0	Denver Metro		16114	Home James Transportation Services, Ltd	\$2,206,043	Grand
7137, 8572	First Transit, Inc.	\$0	Grand		55857	Hot Springs Shuttle	\$693,385	Routt
55961	Fly Away	\$0	Larimer		55822, 55931	ilimo	\$626,363	Denver Metro
10248, 53566	Fremont Cab, Inc.	\$102,533	Fremont		55946	Kep Expeditions, LLC	\$53,397	Larimer
55753, 55868	Fresh Tracks Transportation, LLC	\$1,347,843	Summit		50096, B-9848	Kids Wheels, LLC	\$247,651	Denver Metro
55710	Friends of Dinosaur Ridge, Inc.	\$2,082,440	Jefferson		55607	Little Stinker's Taxi Cab Service	\$517,203	Alamosa
55789	Golden West Airport Shuttle	\$172,245	Denver Metro		55924	Local Motive Events, LLC	\$0	El Paso
55985	GoSno, LLC	\$80,000	Denver Metro		55909	Longmont Shuttle	\$1,638,613	Boulder
55987	Grand Junction Adventures	\$287	Mesa		55944	Majestic Mountains Scenic Rides	\$0	Larimer
55888	Grand Junction Tours	\$287	Mesa		55960	Mara Ink	\$97,520	Denver Metro
55966	Grand Valley Grapes	\$34,480	Mesa		55980	MedRide, LLC	\$16,945	Denver Metro
55716	Gray Line of Denver	\$5,845,663	Denver Metro, El Paso		1481	Metro Taxi &/or Taxis Fiesta	\$0	Denver Metro
55984	Green Jeep Tours, LLC	\$0	Grand, Larimer		55752, B-9819	Midtown Express Transportation Services	\$825,345	Denver Metro
55893	Green Ride Boulder	\$1,456,623	Denver Metro		55853	Mountain Jeep	\$251,798	El Paso
55833	Green Taxi Cooperative	\$0	Denver Metro		47426, B-9816	Mountain Limo	\$3,638,158	San Juan

Certificate or Permit No.	Carrier and/or Trade Name	Revenue (2023)	Base County/Area		Certificate or Permit No.	Carrier and/or Trade Name	Revenue (2023)	Base County/Area
55052	Mountain Star Transportation, LLC	\$532,200	Denver Metro		53829	Ski Sunlight, Inc.	\$0	Mesa
55979	Mountain Taxi, LLC	\$0	Delta		55991	Ski Town Transportation	\$689,016	Routt
19788, B-8593	Mountain TranSport	\$176,394	La Plata, San Juan		55951	Sober Buddy Shuttle, LLC	\$59,097	Rio Blanco
55691	Mountain View Sports, Inc.	\$36,165	Summit		55697	Stars & Stripes	\$4,892	Denver Metro
55839	Mountain Wave Snowboards, Inc.	\$108,170	Summit		19429, 55877	Sunshine Rides and/or Sunshine Taxi	\$734,094	Mesa
55764, 55904	MTN Shuttle	\$0	Denver Metro		48202s	Sweet Pea Tours	\$797,883	Routt
55970	MV Public Transportation	\$0	Denver Metro		1648, 55679	Telluride Express &/or Chauffeured Express	\$7,471,043	San Juan
55878	Pagosa Cab	\$43,911	Archuleta		55736	Telluride Outside &/or Telluride Angler	\$405,272	San Juan
55982	Palisade Trolley, LLC	\$28,075	Mesa		55971	The Cannabis Experience	\$4,902	Denver Metro
55945	Pali-Tours, Ltd.	\$118,477	Mesa		55936	THEBVBC, LLC	\$0	Denver Metro
55937	Peak 1 Express	\$32,725	Garfield		55749	Timberline Tours	\$164,020	Eagle
55884	Pikes Peak Transport	\$117,600	El Paso		55948	Traces of the Past History Tours	\$3,400	Larimer
55963	Powderhorn Mountain Resort	\$5,254	Mesa		55921	Trans Voyage Taxi	\$0	Denver Metro
55988	Prime Coach Services, Ltd	\$0	El Paso		55776	Union Taxi Cooperative	\$0	Denver Metro
55876	Primecare Colorado &/or Primecare Transport	\$1,303,937	Denver Metro		54969	Vail Associates, Inc.	\$0	Eagle
45392, 47996, B-10104	Ramblin' Express, Inc.	\$16,792,383	Denver Metro		55723	Valley Taxi of Glenwood Springs, LLC	\$0	Garfield
55955	Rapid Creek Cycles & Sports, LLC	\$11,176	Mesa		55803, 55885	Western Slope Rides, LLC	\$203,550	Ouray, San Juan
55992	Rapp Tours Adventures	\$15,767	El Paso, Fremont		109	WHC COS, LLC	\$1,486,376	El Paso
13485, B-9524	Renzenberger, Inc.	\$6,979,329	Statewide		13043, B-9897	WHC FTC, LLC	\$3,864,369	Boulder, Larimer
55855	Ride Taxi, LLC	\$0	Eagle		55920S	Wide Open Adventures, LLC	\$281,287	Larimer
55855	Rocky Mountain Ride	\$210,335	El Paso, Teller		55893	Wild Side 4 x 4 Tours, LLC	\$1,310,543	Grand, Larimer
55943	Rocky Mountain Taxi, LLC	\$150,230	Chaffee		16400	Wilderness Journeys Pagosa, Inc.	\$696,485	Archuleta
55407	San Luis Valley Transportation	\$2,843,014	Alamosa		TOTAL	\$138,739,806		

Certificate or Permit No.	Carrier and/or Trade Name	Revenue (2022)	Base County/Area		Certificate or Permit No.	Carrier and/or Trade Name	Revenue (2022)	Base County/Area
55846	303 Party Bus, LLC	\$962,326	Denver Metro		55777	Boulder Wilderness Shuttle, LLC	\$18,310	Boulder
54842	453-TAXI	\$22,288	Summit		55886	Brewhop Trolley, LLC	\$208,701	Denver Metro
55923	5280 VIP Xpress	\$0	Denver Metro		55940	Buggy Tours, LLC	\$58,679	El Paso
55788	A1 Non Emergency Transport	\$0	Denver Metro		55968	Busy Bee Services	\$0	Larimer
25810	ABC Shuttle	\$24,613	Denver Metro		55977	CCT Holdings Limos, LLC dba Colorado Cannabis Tours	\$114,982	Denver Metro
55862	Absolute Bikes Adventures, LLC	\$12,810	Fremont		55674	Chancellor Health Care of Colorado, LLC, dba Devonshire Acres	\$0	Logan
55925	Absolute Prestige Limousine II, LLC	\$0	Mesa		55840	Charter Sports, Inc.	\$75,599	Eagle, Summit
44908, 47967, B-10102	Ace Express Coaches. LLC	\$25,358,517	Denver Metro		27705	Cheyenne Mountain Resort	\$0	El Paso
48380	Aces & Eights Casino Services, Inc.	\$225,363	Summit		2282	City Cab, LLC	\$1,298,563	Pueblo
55737	Adventures Out West, Inc.	\$2,777,797	El Paso		55667	Colorado Coach Transportation, LLC	\$236,664	Boulder, Gilpin
53533s	Adventures, Inc. dba Canyon Bikes	\$235,745	Garfield		55958	Colorado Detours, LLC	\$0	Delta
55727	All Around Taxi, LLC	\$0	Moffat		55976	Colorado Jeep & Off Road Tours, Inc.	\$364,527	Fremont
55890	All Cities Taxi	\$0	Denver Metro		55863	Colorado Jeep Trail Tours, Inc.	\$637,031	La Plata, San Juan
26246	Alpine and/or Go Alpine	\$4,268,200	Routt		54166	Colorado Sightseer	\$524,038	Denver Metro
12750, B-9414	Alpine Express	\$4,685,444	Gunnison		55922	Colorado Transportation Industries, LLC	\$2,171,931	Denver Metro
55844	Alpine Sports	\$128,686	Summit		55910	Corrine D. Rash, dba Corrine	\$0	Chaffee
55899	Alpine Taxi, Inc.	\$0	Denver Metro		55823	Cortez Cab	\$521,000	Montezuma
7465	Aramark Sports and Entertainment Services	\$719,182	Archuleta		55683, 55790	Dashabout Town Taxi, LLC	\$0	Logan, Morgan
55713	Aspen Transportation CO.	\$1,604,065	Pitkin		55879	Delta Transport, LLC	\$607,944	Denver Metro
55865	Aspire Tours, LLC	\$2,077,985	Denver Metro		55834	Denver Airport Shuttle Express	\$75,706	Denver Metro
55907	Biodiesel for Bands dba Planetary Transport Company	\$33,526	Larimer		55906	Denver Taxi, Inc.	\$0	Denver Metro
12066	Blazing Jeep, LLC	\$447,143	Pitkin		2378	Denver Yellow Cab	\$0	Denver Metro
55962	Blue Shuttle	\$0	Denver Metro		55932	Discover Longmont	\$13,345	Boulder
55778	Boulder Lift, LLC	\$282,171	Boulder		55733s	Dolly's Mountain Shuttle	\$451,871	Gunnison

Certificate or Permit No.	Carrier and/or Trade Name	Revenue (2022)	Base County/Area		Certificate or Permit No.	Carrier and/or Trade Name	Revenue (2022)	Base County/Area
55926	DoubleTree Management, LLC	\$0	La Plata		298	Greyhound Lines, Incorporated	\$722,428	Statewide
14196	Durango Cab	\$650,900	La Plata		55275	Groome Transportation, Colorado Springs	\$2,522,012	El Paso
55974	Eastern Plains All Service Shuttle, LLC	\$0	Morgan		55819	Groome Transportation, Fort Collins	\$7,289,195	Larimer
55775	Eben Ezer Lutheran Care Center, Inc.	\$0	Morgan		55902, B-10086	Heart & Soul Paratransit, LLC	\$630,958	Larimer
55909	Eight Black Cars &/or Longmont Shuttle	\$1,351,204	Boulder		55964	Hermosa Tours	\$5,495	La Plata
14196	Englewood Shuttle, LLC	\$11,793	Denver Metro		55965	Hey Rides	\$45,792	Park
55942	Envida	\$2,280,874	El Paso		14114	High Mtn Taxi	\$2,852,583	Pitkin
7321	Epic Mountain Express	\$0	Eagle		53046s	High Valley Bike Shuttle	\$73,685	Chaffee, Fremont
54696	Estes Park Charters Corp.	\$780,890	Larimer		16114	Home James Transportation Services, Ltd	\$1,512,364	Grand
55845s	Estes Park Trolleys	\$171,059	Larimer		55857	Hot Springs Shuttle	\$606,761	Routt
55861	eTUK Denver, LLC	\$167,757	Denver Metro		55822, 55931	ilimo	\$607,862	Denver Metro
55972	Explore Estes, LLC	\$89,886	Larimer		55905	Jake's Mountain Shuttle	\$450	Summit
7137, 8572	First Transit, Inc.	\$0	Grand		55946	Kep Expeditions, LLC	\$35,364	Larimer
55753, 55868	Five Nineteen LLC dba Fresh Tracks Transportation and/or Ride Taxi	\$2,106,004	Summit		55957	Lawson Adventure Resort	\$600	Denver Metro
55961	Fly Away Transportation, Inc.	\$0	Larimer		55607	Little Stinker's Taxi Cab Service	\$448,448	Alamosa
10248, 53566	Fremont Cab, Inc.	\$143,865	Fremont		55924	Local Motive Events, LLC	\$145,813	El Paso
55710	Friends of Dinosaur Ridge, Inc.	\$238,454	Jefferson		55944	Majestic Mountains Scenic Rides	\$19,845	Larimer
55789	Golden West Airport Shuttle	\$238,454	Denver Metro		55960	Mara Ink, Town 2 Mountain Express	\$111,000	Denver Metro
55888	Grand Junction Tours	\$17,180	Mesa		55980	MedRide	\$0	El Paso
55966	Grand Valley Grapes	\$28,937	Mesa		50096, B-9848	Mee Transportation, LLC, dba Kids Wheels, LLC	\$247,651	Denver Metro
55716	Gray Line of Denver	\$5,559,085	Denver Metro, El Paso		1481	Metro Taxi &/or Taxis Fiesta	\$0	Denver Metro
55893	Green Ride Boulder	\$843,370	Denver Metro		55752, B-9819	Midtown Express Transportation Services	\$320,000	Denver Metro
55833	Green Taxi Cooperative	\$0	Denver Metro		55853	Mountain Jeep, LLC	\$112,053	El Paso

Certificate or Permit No.	Carrier and/or Trade Name	Revenue (2022)	Base County/Area		Certificate or Permit No.	Carrier and/or Trade Name	Revenue (2022)	Base County/Area
55855	Mountain Merchants, LLC, dba Rocky Mountain Ride	\$147,612	El Paso, Teller		55407	San Luis Valley Transportation	\$1,916,258	Alamosa
55952	Mountain Star Transportation, LLC, dba Explorer Tours	\$329,949	Denver Metro		53829	Ski Sunlight, Inc.	\$5,115	Mesa
55979	Mountain Taxi, LLC	\$2,088	Delta		55951	Sober Buddy Shuttle, LLC	\$43,042	Rio Blanco
55691	Mountain View Sports, Inc.	\$47,449	Summit		55697	Stars & Stripes	\$4,835	Denver Metro
55839	Mountain Wave Snowboards, Inc.	\$96,190	Summit		19429, 55877	Sunshine Rides and/or Sunshine Taxi	\$852,172	Mesa
55764, 55904	MTN Shuttle	\$140,597	Denver Metro		48202s	Sweet Pea Tours	\$231,924	Routt
55970	MV Public Transportation	\$0	Denver Metro		55821	Teller Cab	\$0	Teller
55959	Original Gravity Beer Tours, LLC	\$0	Larimer		1648, 55679	Telluride Express &/or Chauffeured Express	\$7,970,023	San Juan
55975	Osprey Transportation Services LLC dba Osprey Limo	\$6,343	Eagle		55736	Telluride Outside &/or Telluride Angler	\$392,682	San Juan
55878	Pagosa Cab	\$32,131	Archuleta		55749	Timberline Tours	\$197,248	Eagle
55945	Pali-Tours, Ltd.	\$151,433	Mesa		55973	To The Rescue	\$0	Douglas
55937	Peak 1 Express	\$7,612,192	Garfield		55948	Traces of the Past History Tours	\$2,889	Larimer
55884	Pikes Peak Transport	\$89,558	El Paso		55921	Trans Voyage Taxi	\$0	Denver Metro
55963	Powderhorn Mountain Resort	\$2,684	Mesa		55776	Union Taxi Cooperative	\$0	Denver Metro
54699, B-9929	Presidential Worldwide Transportation	\$0	Denver Metro		54969	Vail Associates, Inc.	\$0	Eagle
55876	Primecare Colorado &/or Primecare Transport	\$1,007,489	Denver Metro		55723	Valley Taxi of Glenwood Springs, LLC	\$184,856	Garfield
55973	Private Transportation, LLC	\$0	Morgan		55803, 55885	Western Slope Rides, LLC, dba Tellurides	\$35,543	Ouray, San Juan
19788, B-8593	Purgatory Recreation I, LLC dba Mountain Transport	\$45,243	La Plata, San Juan		109	WHC COS, LLC, dba zTrip	\$1,717,169	El Paso
45392, 47996, B-10104	Ramblin' Express, Inc.	\$13,597,536	Denver Metro		13043, B-9897	WHC FTC, LLC, dba zTrip	\$2,337,390	Boulder, Larimer
55955	Rapid Creek Cycles & Sports, LLC	\$18,696	Mesa		55920S	Wide Open Adventures, LLC	\$344,354	Larimer
13485, B-9524	Renzenberger, Inc.	\$3,978,416	Statewide		16400	Wilderness Journeys Pagosa, Inc.	\$622,667	Archuleta
55947	Ridgeline Tours	\$0	Larimer		47426, B-9816	Wilson Peak Limo, LLC dba Mountain Limo	\$330,554	San Juan
55943	Rocky Mountain Taxi, LLC	\$128,831	Chaffee		Total		\$128,857,981	

Certificate or Permit No.	Carrier and/or Trade Name	Revenue (2021)	Base County/Area		Certificate or Permit No.	Carrier and/or Trade Name	Revenue (2021)	Base County/Area
55846	303 Party Bus, LLC	\$644,674	Denver Metro		55777	Boulder Wilderness Shuttle, LLC	\$16,500	Boulder
54842	453-TAXI	\$18,815	Summit		55886	Brewhop Trolley, LLC	\$164,010	Denver Metro
55923	5280 VIP Xpress	\$0	Denver Metro		55940	Buggy Tours, LLC	\$53,777	El Paso
55788	A1 Non Emergency Transport	\$0	Denver Metro		55968	Busy Bee	\$0	Larimer
25810	ABC Shuttle	\$18,812	Denver Metro		53533s	Canyon Bikes	\$203,571	Garfield
55862	Absolute Bikes Adventures, LLC	\$8,800	Fremont		55840	Charter Sports, Inc.	\$60,666	Eagle, Summit
55925	Absolute Prestige Limousine II, LLC	\$437	Mesa		27705	Cheyenne Mountain Resort	\$21,505	El Paso
44908, 47967, B-10102	Ace Express Coaches. LLC	\$20,598,291	Denver Metro		2282	City Cab, LLC	\$1,044,463	Pueblo
48380	Aces & Eights Casino Services, Inc.	\$250,246	Summit		55667	Colorado Coach Transportation, LLC	\$91,360	Boulder, Gilpin
55737	Adventures Out West, Inc.	\$2,565,774	El Paso		55958	Colorado Detours, LLC	\$21,088	Delta
55727	All Around Taxi, LLC	\$0	Moffat		55863	Colorado Jeep Trail Tours, Inc.	\$546,383	La Plata, San Juan
55890	All Cities Taxi	\$0	Denver Metro		54166	Colorado Sightseer	\$270,902	Denver Metro
26246	Alpine and/or Go Alpine	\$3,521,639	Routt		55922	Colorado Transportation Industries, LLC	\$1,703,828	Denver Metro
12750, B-9414	Alpine Express	\$4,036,380	Gunnison		55910	Corrine	\$17,450	Chaffee
55844	Alpine Sports	\$145,713	Summit		55823	Cortez Cab	\$502,097	Montezuma
55899	Alpine Taxi, Inc.	\$0	Denver Metro		55683, 55790	Dashabout Town Taxi, LLC	\$0	Logan, Morgan
55796	Amazing Wheels	\$0	Denver Metro		55879	Delta Transport, LLC	\$377,260	Denver Metro
7465	Aramark Sports and Entertainment Services	\$710,802	Archuleta		55834	Denver Airport Shuttle Express	\$37,663	Denver Metro
55953	Aspen Ride	\$0	Pitkin		55906	Denver Taxi, Inc.	\$0	Denver Metro
55713	Aspen Transportation CO.	\$933,854	Pitkin		2378	Denver Yellow Cab	\$0	Denver Metro
55865	Aspire Tours, LLC	\$1,739,794	Denver Metro		55674	Devonshire Acres	\$0	Logan
55796, 55798	Bee Line Shuttle	\$98,754	Denver Metro		55932	Discover Longmont	\$13,345	Boulder
55907	BFB Shuttle and Car Service	\$36,014	Larimer		55733s	Dolly's Mountain Shuttle	\$410,150	Gunnison
12066	Blazing Jeep, LLC	\$489,068	Pitkin		55926	DoubleTree Management, LLC	\$0	La Plata
55962	Blue Shuttle	\$19,560	Denver Metro		14196	Durango Cab	\$762,273	La Plata
55778	Boulder Lift, LLC	\$277,006	Boulder		55775	Eben Ezer Lutheran Care Center, Inc.	\$0	Morgan

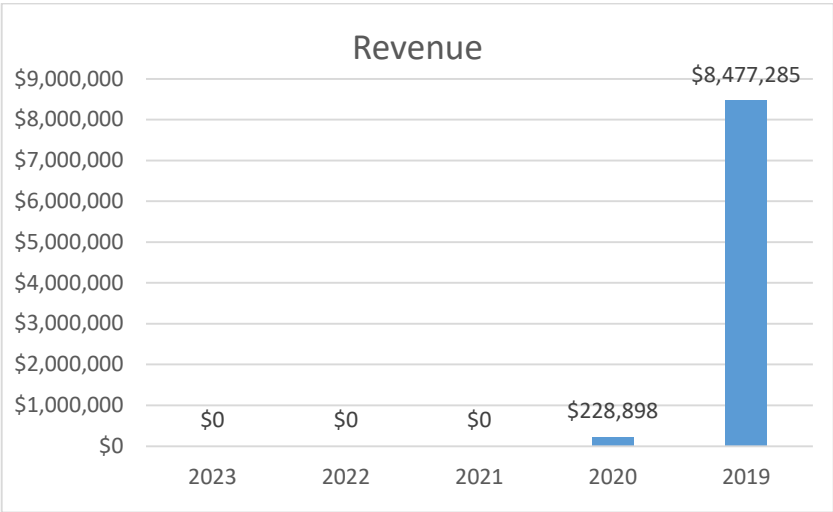
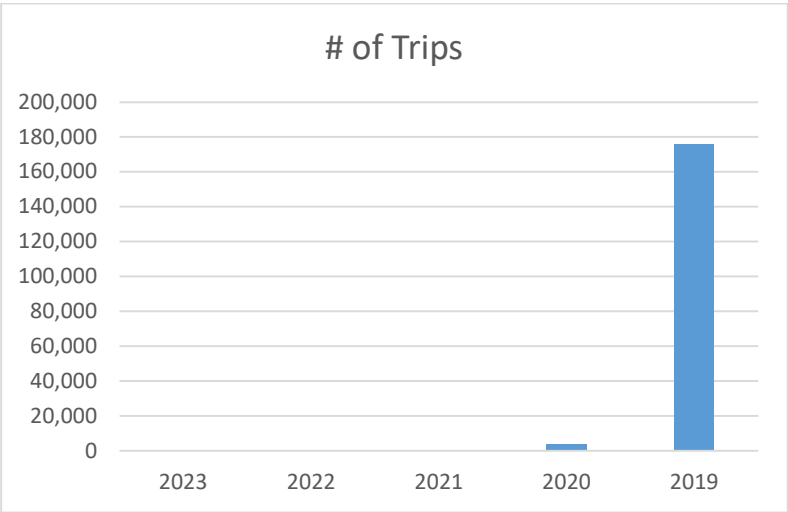
Certificate or Permit No.	Carrier and/or Trade Name	Revenue (2021)	Base County/Area		Certificate or Permit No.	Carrier and/or Trade Name	Revenue (2021)	Base County/Area
14196	Englewood Shuttle, LLC	\$5,664	Denver Metro		16114	Home James Transportation Services, Ltd	\$1,097,335	Grand
55942	Envida	\$1,420,007	El Paso		55857	Hot Springs Shuttle	\$431,948	Routt
7321	Epic Mountain Express	\$0	Eagle		55822, 55931	ilimo	\$317,619	Denver Metro
54696	Estes Park Charters Corp.	\$611,662	Larimer		55905	Jake's Mountain Shuttle	\$64,260	Summit
55845s	Estes Park Trolleys	\$188,854	Larimer		55946	Kep Expeditions, LLC	\$75,459	Larimer
55861	eTUK Denver, LLC	\$150,965	Denver Metro		50096, B-9848	Kids Wheels, LLC	\$29,190	Denver Metro
7137, 8572	First Transit, Inc.	\$0	Grand		55957	Lawson Adventure Resort	\$2,800	Denver Metro
55961	Fly Away	\$0	Larimer		55607	Little Stinker's Taxi Cab Service	\$317,399	Alamosa
10248, 53566	Fremont Cab, Inc.	\$123,477	Fremont		55924	Local Motive Events, LLC	\$145,813	El Paso
55753, 55868	Fresh Tracks Transportation, LLC	\$1,187,003	Summit		55909	Longmont Shuttle	\$440,465	Boulder
55710	Friends of Dinosaur Ridge, Inc.	\$255,860	Jefferson		55944	Majestic Mountains Scenic Rides	\$25,737	Larimer
55789	Golden West Airport Shuttle	\$164,955	Denver Metro		55960	Mara Ink,	\$92,000	Denver Metro
55888	Grand Junction Tours	\$17,180	Mesa		55826, 53096	Mercy Medical Transportation Services	\$280,837	Mesa
55966	Grand Valley Grapes	\$7,504	Mesa		1481	Metro Taxi &/or Taxis Fiesta	\$0	Denver Metro
55716	Gray Line of Denver	\$4,073,433	Denver Metro, El Paso		55752, B-9819	Midtown Express Transportation Services	\$699,959	Denver Metro
55893	Green Ride Boulder	\$347,383	Denver Metro		55853	Mountain Jeep	\$34,760	El Paso
55833	Green Taxi Cooperative	\$0	Denver Metro		47426, B-9816	Mountain Limo	\$2,726,708	San Juan
298	Greyhound Lines, Incorporated	\$1,216,247	Statewide		55952	Mountain Star Transportation, LLC	\$316,220	Denver Metro
55819	Groome Transportation, Fort Collins	\$34,575	Larimer		19788, B-8593	Mountain TranSport	\$45,243	La Plata, San Juan
55275	Groome Transportation, Colorado Springs	\$2,310	El Paso		55691	Mountain View Sports, Inc.	\$47,449	Summit
55902, B-10086	Heart & Soul Paratransit, LLC	\$419,809	Larimer		55839	Mountain Wave Snowboards, Inc.	\$101,315	Summit
55964	Hermosa Tours	\$4,560	La Plata		55764, 55904	MTN Shuttle	\$88,545	Denver Metro
55965	Hey Rides	\$10,832	Park		55970	MV Public Transportation	\$0	Denver Metro
14114	High Mtn Taxi	\$2,233,533	Pitkin		55959	Original Gravity Beer Tours, LLC	\$5,434	Larimer
53046s	High Valley Bike Shuttle	\$56,250	Chaffee, Fremont		55878	Pagosa Cab	\$37,345	Archuleta

Certificate or Permit No.	Carrier and/or Trade Name	Revenue (2021)	Base County/Area		Certificate or Permit No.	Carrier and/or Trade Name	Revenue (2021)	Base County/Area
55945	Pali-Tours, Ltd.	\$101,918	Mesa		55736	Telluride Outside &/or Telluride Angler	\$448,769	San Juan
55937	Peak 1 Express	\$25,991	Garfield		55936	THEBVBC, LLC	\$0	Denver Metro
55884	Pikes Peak Transport	\$100,979	El Paso		55749	Timberline Tours	\$181,134	Eagle
55963	Powderhorn Mountain Resort	\$6,888	Mesa		55973	To The Rescue	\$0	Douglas
54699, B-9929	Presidential Worldwide Transportation	\$0	Denver Metro		55948	Traces of the Past History Tours	\$960	Larimer
55876	Primecare Colorado &/or Primecare Transport	\$1,084,585	Denver Metro		55921	Trans Voyage Taxi	\$0	Denver Metro
45392, 47996, B-10104	Ramblin' Express, Inc.	\$10,262,156	Denver Metro		55956	Turtle Tubing, LLC	\$0	Eagle
55955	Rapid Creek Cycles & Sports, LLC	\$34,800	Mesa		55776	Union Taxi Cooperative	\$0	Denver Metro
13485, B-9524	Renzenberger, Inc.	\$3,288,368	Statewide		54969	Vail Associates, Inc.	\$0	Eagle
55855	Ride Taxi, LLC	\$382,764	Eagle		55723	Valley Taxi of Glenwood Springs, LLC	\$185,811	Garfield
55947	Ridgeline Tours	\$0	Larimer		55803, 55885	Western Slope Rides, LLC	\$35,543	Ouray, San Juan
55855	Rocky Mountain Ride	\$109,395	El Paso, Teller		109	WHC COS, LLC	\$1,717,169	El Paso
55943	Rocky Mountain Taxi, LLC	\$128,831	Chaffee		13043, B-9897	WHC FTC, LLC	\$2,337,390	Boulder, Larimer
55927	Saint Vrain Shuttle, LLC	\$0	Boulder		55920S	Wide Open Adventures, LLC	\$267,386	Larimer
55407	San Luis Valley Transportation	\$1,106,168	Alamosa		16400	Wilderness Journeys Pagosa, Inc.	\$532,924	Archuleta
53829	Ski Sunlight, Inc.	\$1,712	Mesa					
55951	Sober Buddy Shuttle, LLC	\$43,042	Rio Blanco		TOTAL	\$93,127,746		
55697	Stars & Stripes	\$2,400	Denver Metro					
19429, 55877	Sunshine Rides and/or Sunshine Taxi	\$626,499	Mesa		NOTE: WHC COS and WHC FTC revenue includes LMT Revenue.			
48202s	Sweet Pea Tours	\$251,436	Routt					
55821	Teller Cab	\$86,511	Teller					
1648, 55679	Telluride Express &/or Chauffeured Express	\$7,387,590	San Juan					

*NOTE: The information/data for 2018 – 2020 can be found in the Appendix.

(c) number of trips to Denver International Airport and revenue generated for the current year and each of the last four years for each of the Common Carriers or Contract Carriers or Large Market Taxicab Service* providers.

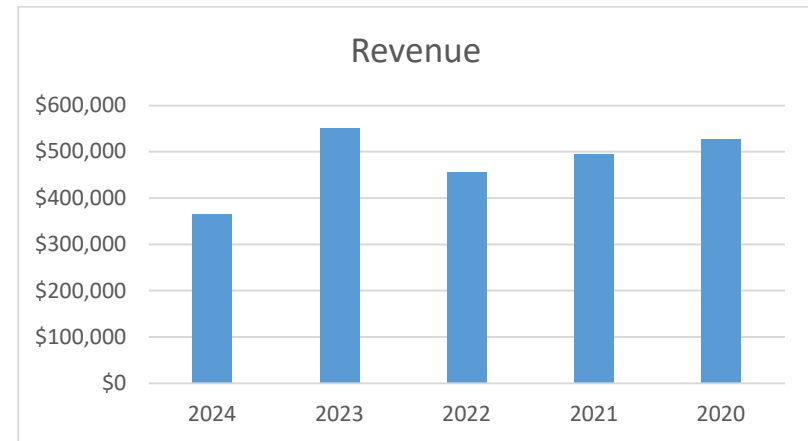
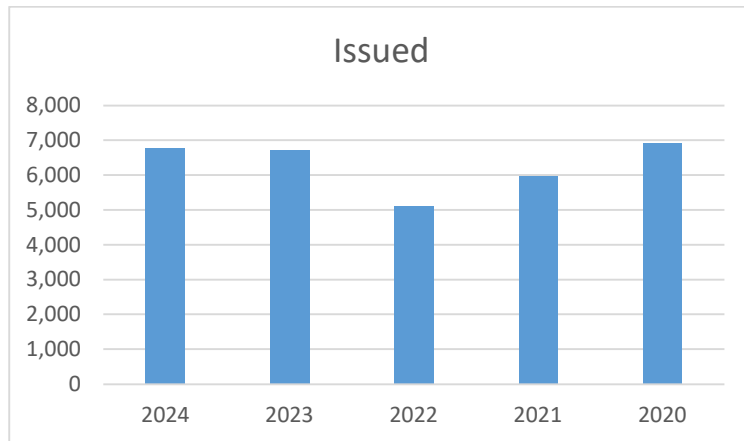
	2023	2022	2021	2020	2019
Flat-rate meter trips to/from DIA	0	0	0	3,860	175,559
Flat-rate revenue to/from DIA	\$0	\$0	\$0	\$228,898	\$8,477,285



*NOTE: As of January 2019, Large-Market Taxicab (LMT) Service providers are no longer required to submit financial and operating data. As a result, these charts only show this information for 2019, per the rule requirement to include previous years.

(d) total number of Motor Vehicle Identification Stamps issued for the current year and for each of the previous four years as well as the amount of annual revenue generated from the stamps.

Vehicle Identification Stamps			
Year	#Issued	Cost	Revenue
2024	6,763	\$50	\$365,000*
2023	6,725	\$50	\$551,750*
2022	5,118	\$50	\$455,650*
2021	5,958	\$50	\$493,850*
2020	6,919	\$50	\$526,900



*The discrepancy between revenue and stamps issued is most likely due to applicants purchasing stamps prior to their permits being issued, which results in the stamps not being issued if the application is dismissed. The applicants have the option to request a refund, however, this information is difficult to decipher based on available data sets.

(e) the total number of UCR Plan¹⁰ registrations each year as well as the previous four years.

Year	2025 (YTD*)	2024	2023	2022	2021	2020
Revenue	\$1,503,677	\$1,801,615	\$1,801,615	\$1,801,615	\$1,801,615	\$1,801,615
# of Registrants	7,073	8,421	9,456	10,633	10,189	8,679

* As of June 10, 2025

**NOTE: The funding associated with UCR registrations is capped at \$1,801,615, even if additional funds are collected.

¹⁰ UCR Plan refers to the Unified Carrier Registration Agreement, pursuant to Rule 6001(zzz).

(f) number of Authorities* suspended, revoked, or abandoned in the current year and each of the previous four years and a summary of the reasons for such status.**

2020	Suspended	Revoked	Abandoned
Number of Authorities	46	20	9

2021	Suspended	Revoked	Abandoned
Number of Authorities	13	20	5

2022	Suspended	Revoked	Abandoned
Number of Authorities	13	7	6

2023	Suspended	Revoked	Abandoned
Number of Authorities	8	10	5

2024	Suspended	Revoked	Abandoned
Number of Authorities	12	6	6

*Authorities means a CPCN granted to a Common Carrier or the Permit granted to a Contract Carrier.

**Summary of the reasons for such status: some carriers experience financial hardship, such as not being able to support costs and other business-related overhead; some carriers may not be able to accumulate enough business to justify continued operations; some carriers elect to engage in more seasonal operations, meaning they only operate at certain times throughout the year and suspend their authority during the other time periods.

(g) number of Permits* (but not Contract Carrier permits) expired, canceled, or revoked in the current year and each of the previous four years.**

2020	Inactive	Cancelled	Revoked
Number of Permits	390	131	194

2021	Inactive	Cancelled	Revoked
Number of Permits	382	55	95

2022	Inactive	Cancelled	Revoked
Number of Permits	132	57	99

2023	Inactive	Cancelled	Revoked
Number of Permits	132	84	144

2024	Inactive	Cancelled	Revoked
Number of Permits	146	86	152

*Permits include: a Limited Regulation Carrier pursuant to part 3 of Article 10.1 of Title 40, C.R.S.; a Towing Carrier pursuant to part 4 of Article 10.1 of Title 40, C.R.S.; a Household Goods Mover pursuant to part 5 of Article 10.1 of Title 40, C.R.S.; a Transportation Network Company pursuant to part 6 of Article 10.1 of Title 40, C.R.S.; a Large-Market Taxicab Service carrier pursuant to part 7 of Article 10.1 of Title 40, C.R.S.; a Hazardous Materials Carrier pursuant to Article 20 of Title 42, C.R.S.¹¹; or a Nuclear Materials Carrier pursuant to Article 20 of Title 42, C.R.S.¹²

**An “Inactive” status was used in lieu of “Expired.”

¹¹ Hazardous Materials Carrier permits are no longer issued by the Commission, effective January 1, 2021 (see SB20-118, 21R-0467TR).

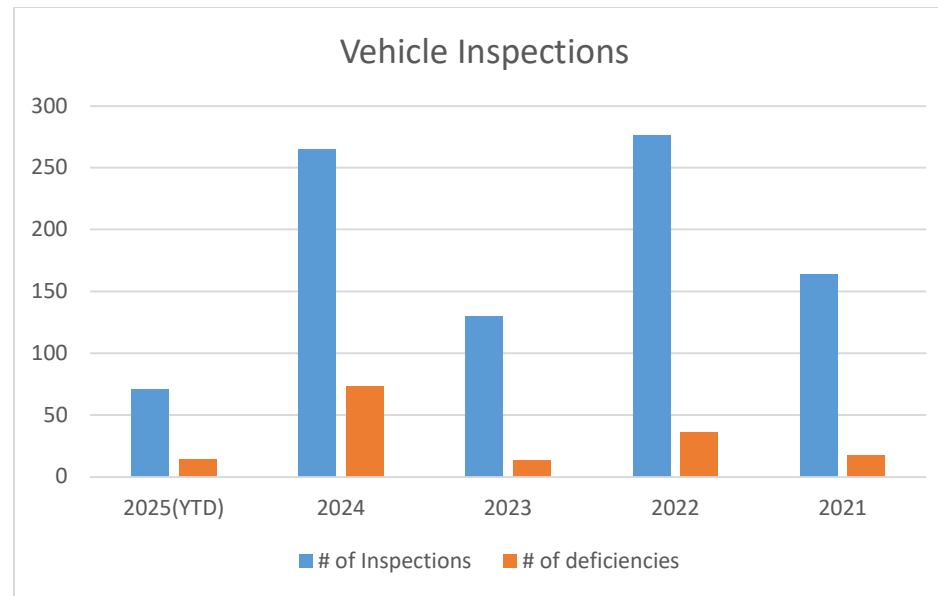
¹² Nuclear Materials Carrier permits are no longer issued by the Commission, effective January 1, 2021 (see SB20-118, 21R-0467TR).

(h) number of vehicle inspections conducted by Enforcement Officials in the current year and each of the previous four years by type (vehicles 10,000 pounds or less and 15 Passenger or less¹ and Commercial Vehicles 10,001 pounds or more and 16 Passengers or more²) and a summary of the types of deficiencies noted.

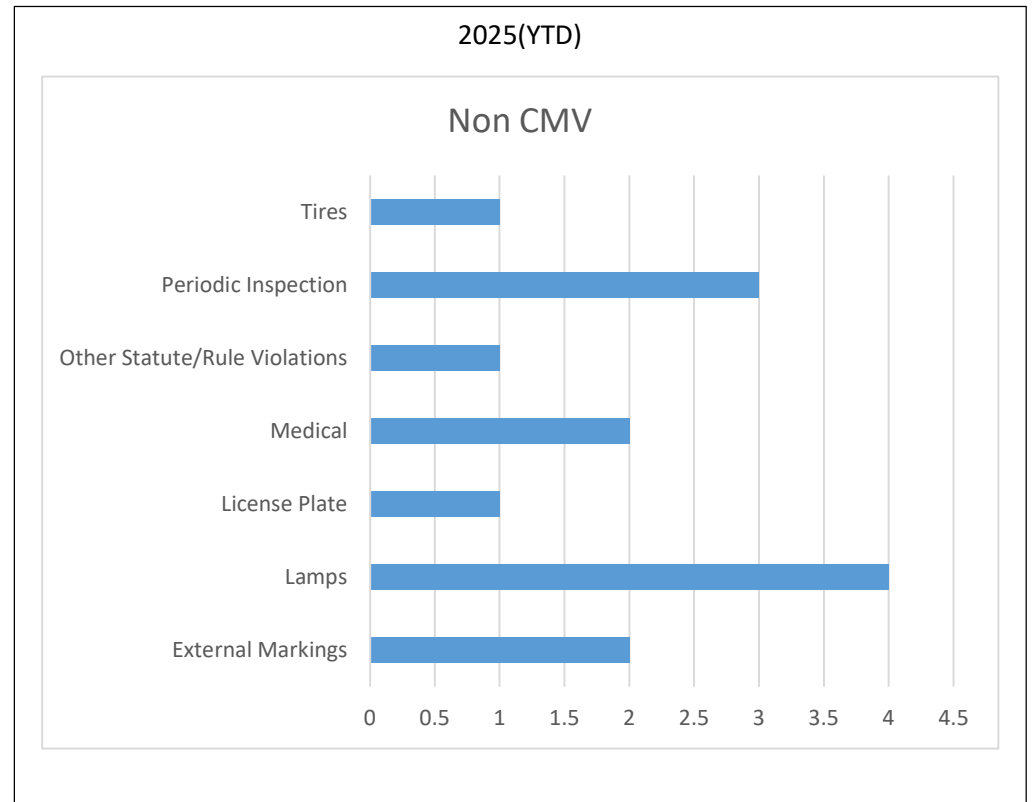
Year	2025(YTD)	2024	2023	2022	2021
# of Non CMV ¹					
Inspections	4	93	27	80	95
# of deficiencies	14	60	10	23	17
# of CMV ² Inspections	67	172	103	196	69
# of deficiencies	0	13	3	13	0

Year	2025(YTD)	2024	2023	2022	2021
Total # of Inspections	71	265	130	276	164
Total # of deficiencies	14	73	13	36	17

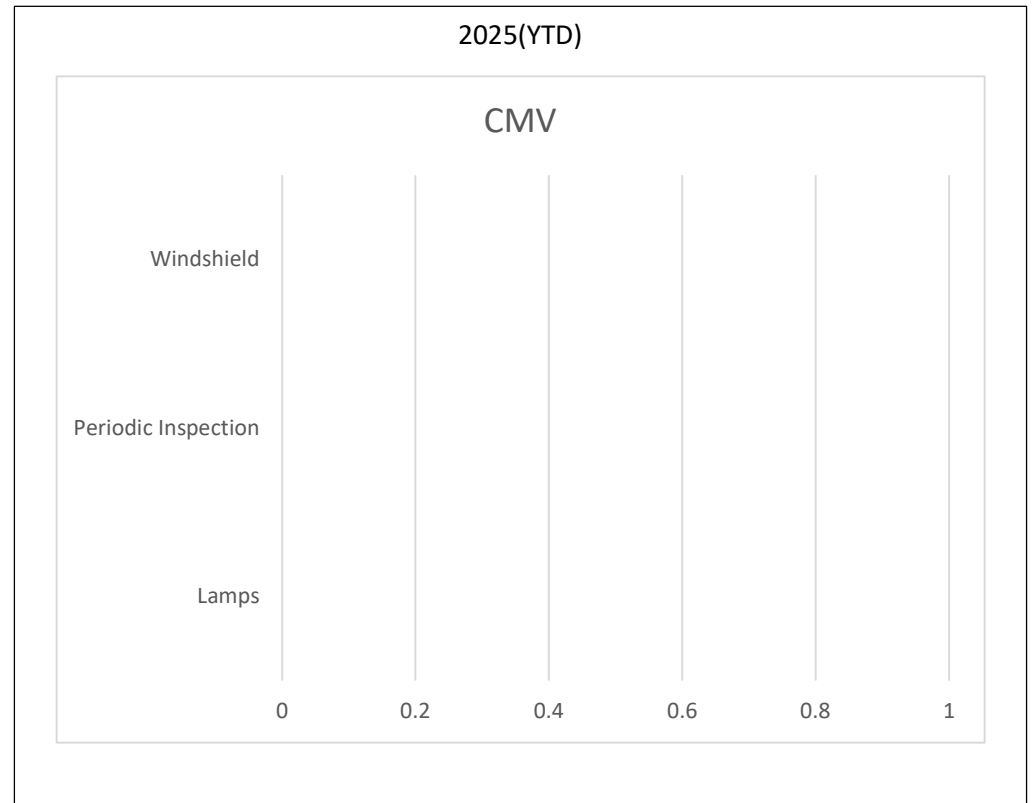
NOTES: 1. Vehicles 10,000 pounds or less and 15 Passenger or less is a Non CMV. 2. Commercial Vehicles 10,001 pounds or more and 16 Passengers or more is a CMV.



2025(YTD)	
Number of Inspections	4
Violations	
External Markings	2
Lamps	4
License Plate	1
Medical	2
Other Statute/Rule Violations	1
Periodic Inspection	3
Tires	1
Total	14

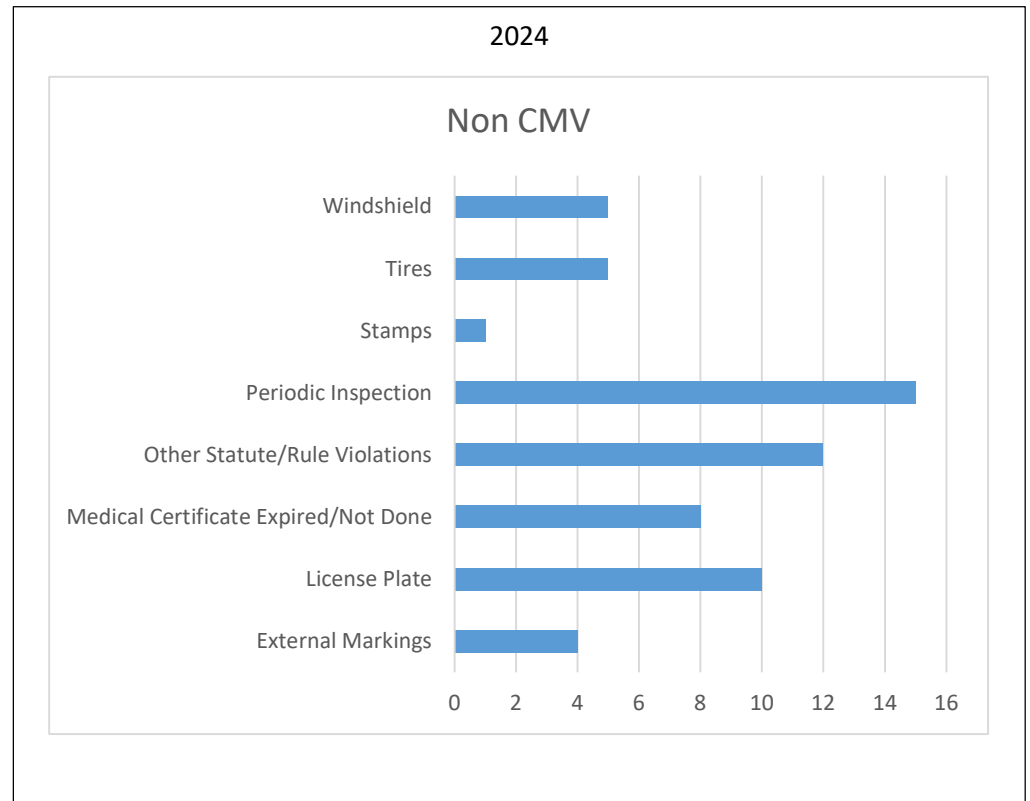


2025(YTD)	
Number of Inspections	67
Violations	
Lamps	0
Periodic Inspection	0
Windshield	0
Total	0

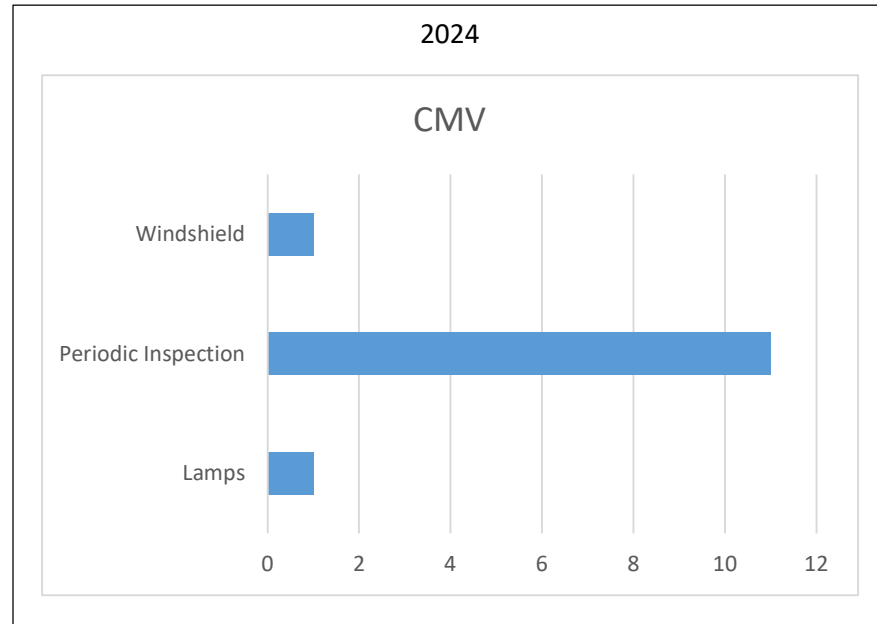


*** Note: This chart is blank because no specific violations were identified/cited during the referenced time period.**

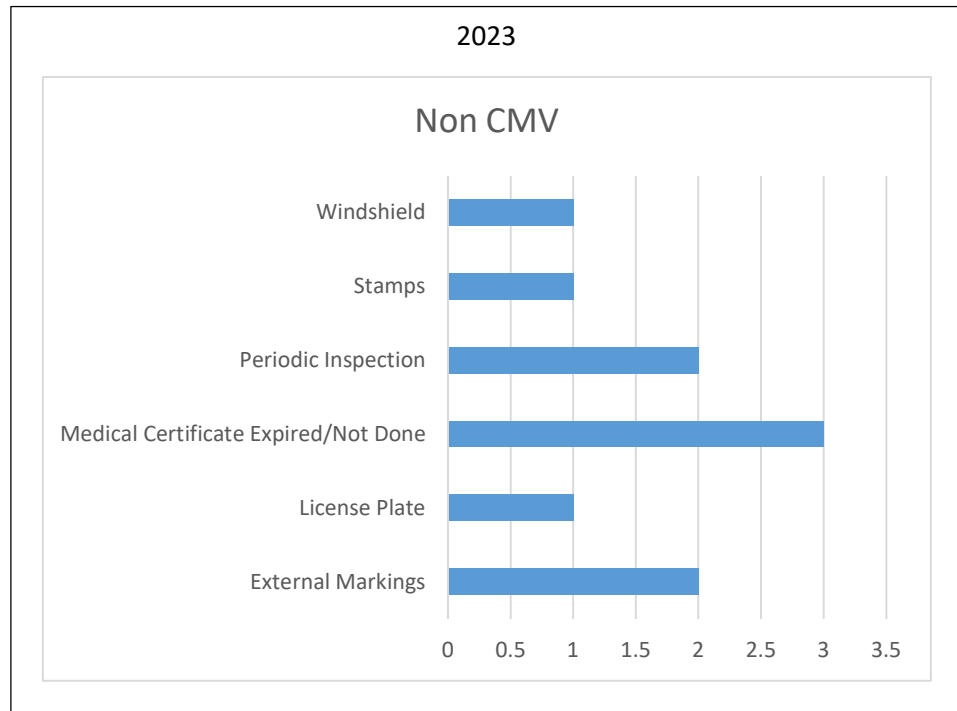
2024	Non-CMV
Number of Inspections	93
Violations	
External Markings	4
License Plate	10
Medical Certificate Expired/Not Done	8
Other Statute/Rule Violations	12
Periodic Inspection	15
Stamps	1
Tires	5
Windshield	5
Total	60



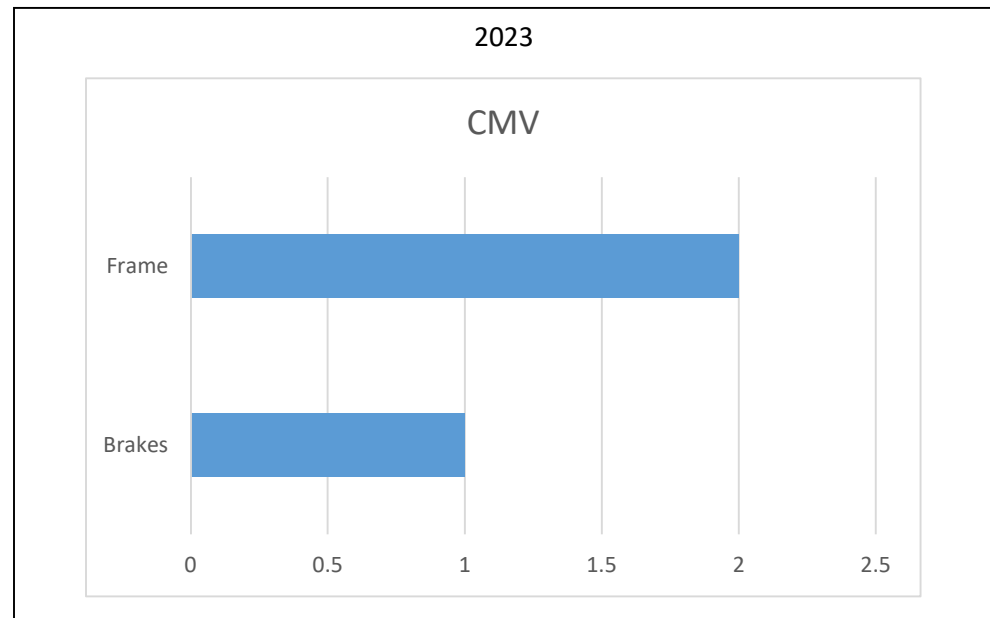
2024	
Number of Inspections	172
Violations	
Lamps	1
Periodic Inspection	11
Windshield	1
Total	13



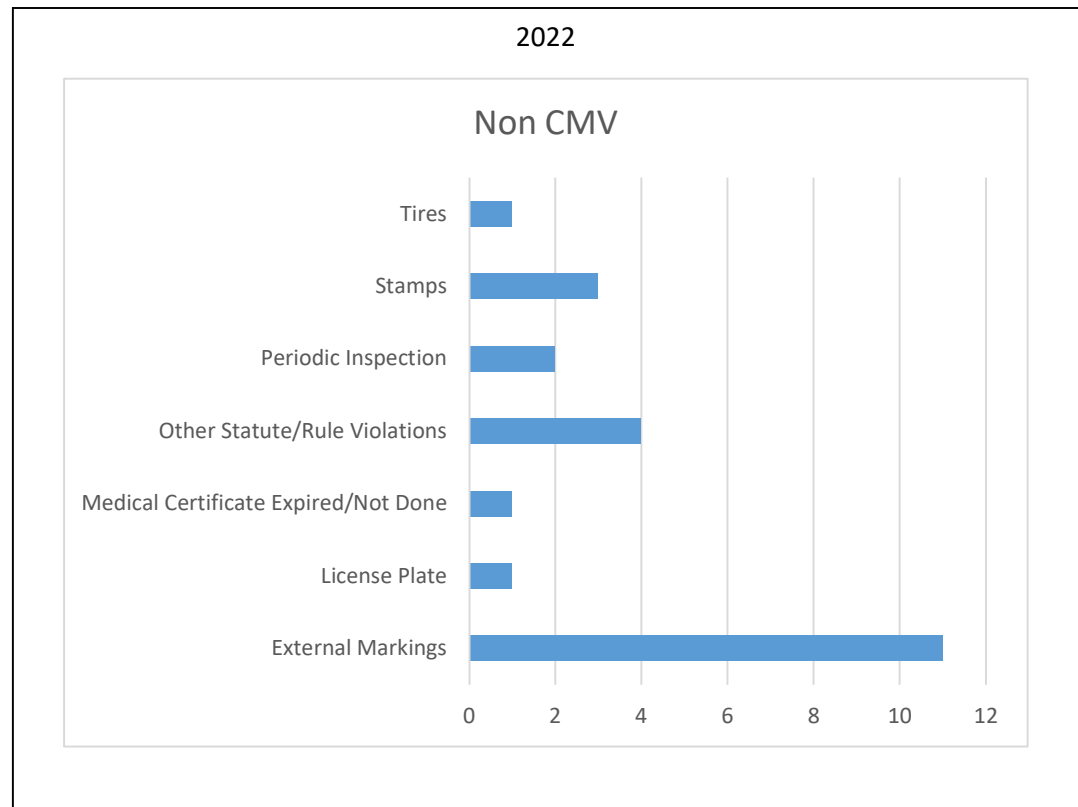
2023	Non- CMV
Number of Inspections	27
Violations	
External Markings	2
License Plate	1
Medical Certificate Expired/Not Done	3
Periodic Inspection	2
Stamps	1
Windshield	1
Total	10



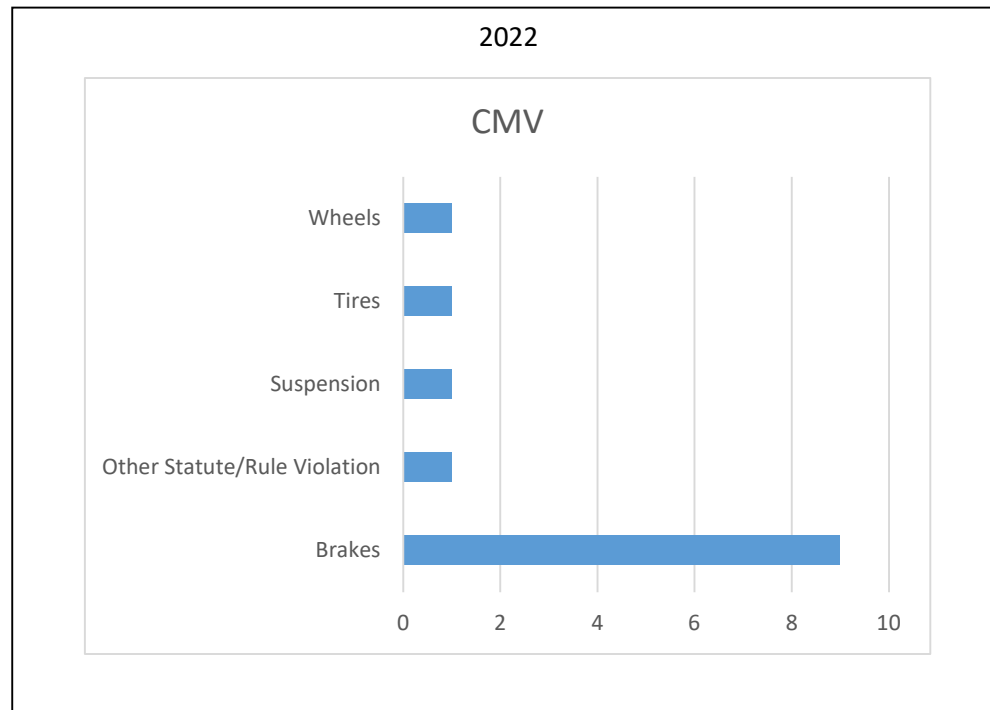
2023	
Number of Inspections	103
Violations	
Brakes	1
Frame	2
Total	3



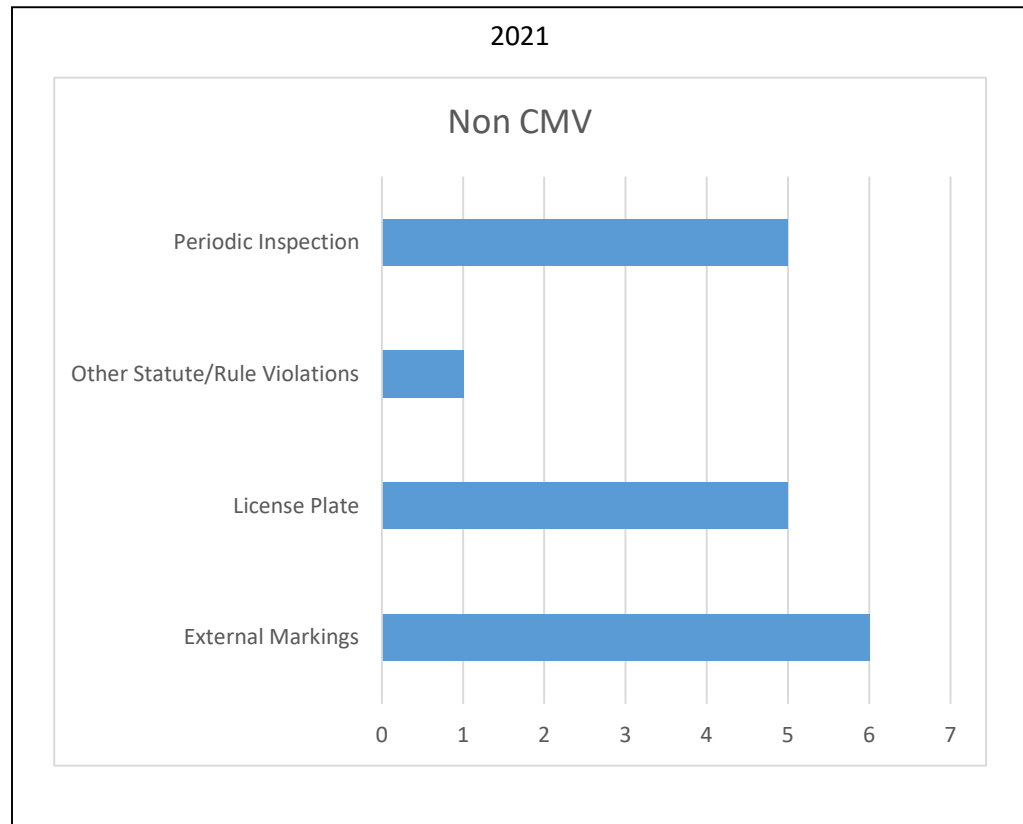
2022	Non-CMV
Number of Inspections	80
Violations	
External Markings	11
License Plate	1
Medical Certificate Expired/Not Done	1
Other Statute/Rule Violations	4
Periodic Inspection	2
Stamps	3
Tires	1
Total	23



2022	
Number of Inspections	196
Violations	
Brakes	9
Other Statute/Rule Violation	1
Suspension	1
Tires	1
Wheels	1
Total	13



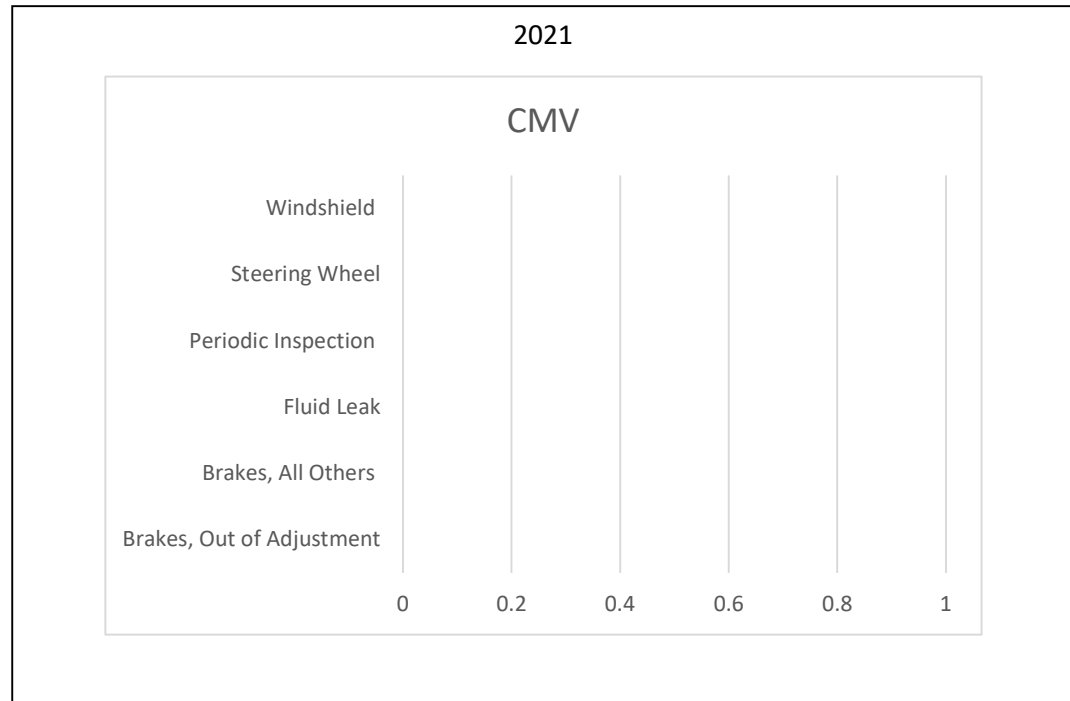
2021		Non-CMV
Number of Inspections		95
Violations		
External Markings		6
License Plate		5
Other Statute/Rule Violations		1
Periodic Inspection		5
Total		17



2021	CMV
Number of Inspections	69

Violations

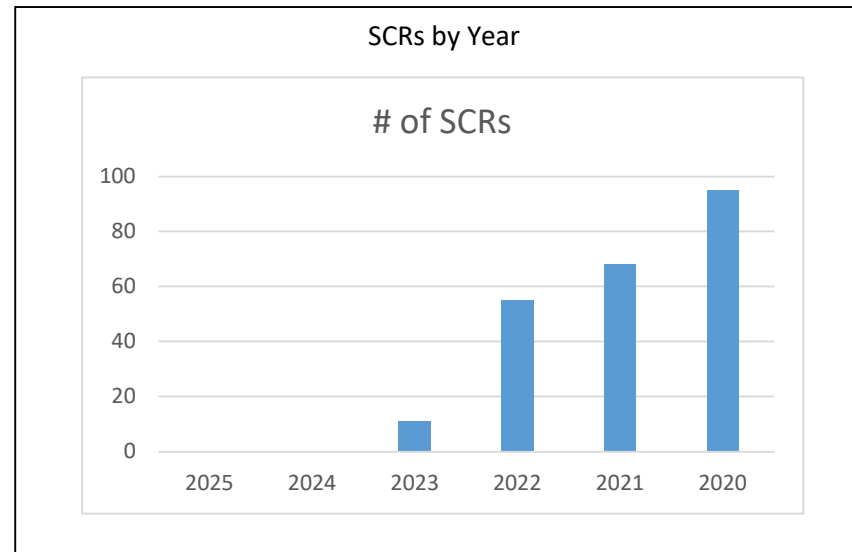
Brakes, Out of Adjustment	0
Brakes, All Others	0
Fluid Leak	0
Periodic Inspection	0
Steering Wheel	0
Windshield	0
Total	0



*** Note: This chart is blank because no specific violations were identified/cited during the referenced time period.**

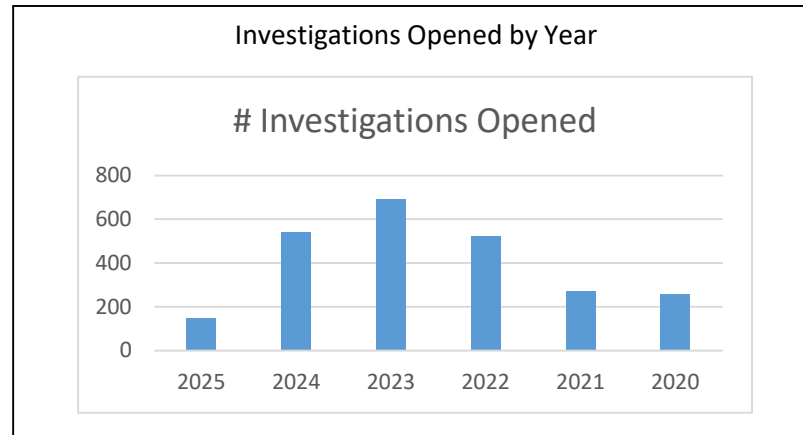
(i) safety and compliance reviews for the current year and each of the past four years; investigations opened and closed.

Year	# of SCRs
2025(YTD)	0
2024	0
2023	11
2022	55
2021	68
2020	95

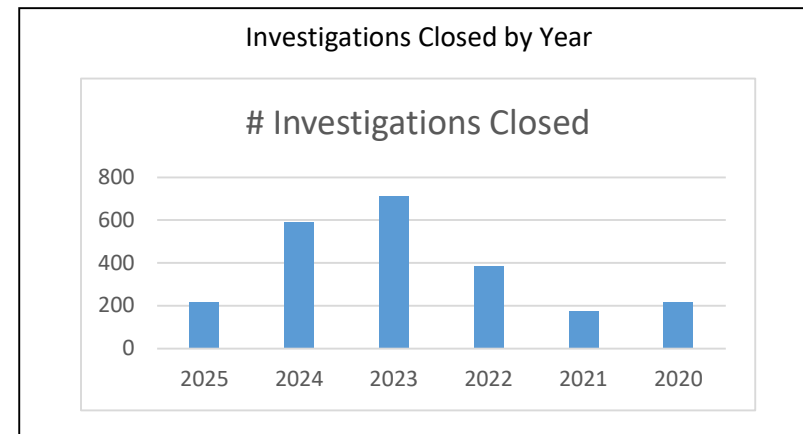


***Note: SCR refers to a Safety & Compliance Review, which is a periodic safety audit of a passenger carrier. Beginning in Summer 2023, SCRs were put on hold, due to unusually high investigation/case volumes resulting from passed legislation (most notably in the towing industry). Staff is planning to resume SCRs beginning in Summer 2025.**

Year	# Investigations Opened
2025(YTD)	150
2024	539
2023	689
2022	523
2021	272
2020	258



Year	# Investigations Closed
2025(YTD)	218
2024	590
2023	714
2022	384
2021	175
2020	217

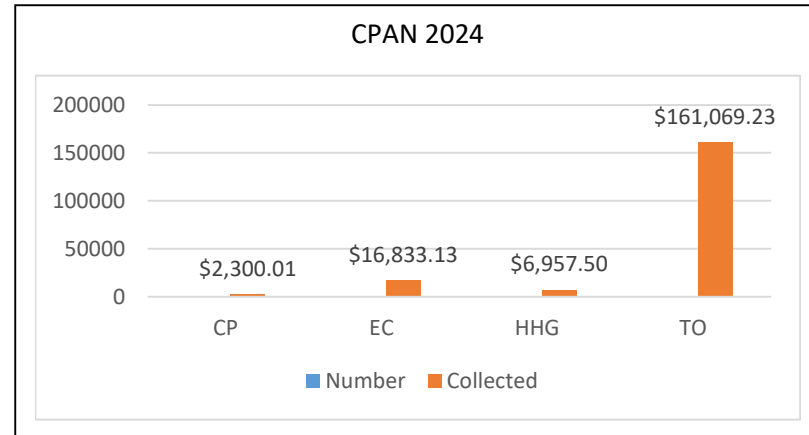


NOTE: Investigation figures apply to all regulated industries. Decreased case closure figures in 2020-2021 correlates to significantly reduced enforcement staffing.

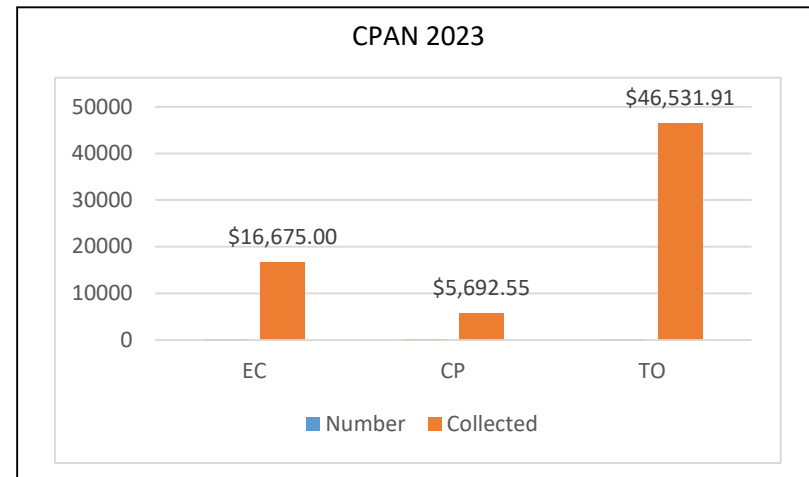
(j) number of CPANs issued (by type) and the amount collected for the current year and each of the previous four years.

BP = Contract Carrier; CP = Common Carrier; EC = Part 3 Carrier; HHG = Household Goods Carrier; TNC = Transportation Network Carrier; TO = Towing Carrier; TR = TNC carrier

	2024	
Type	Number	Collected
CP	4	\$2,300.01
EC	4	\$16,833.13
HHG	3	\$6,957.50
TO	41	\$161,069.23
Total	52	\$187,159.87



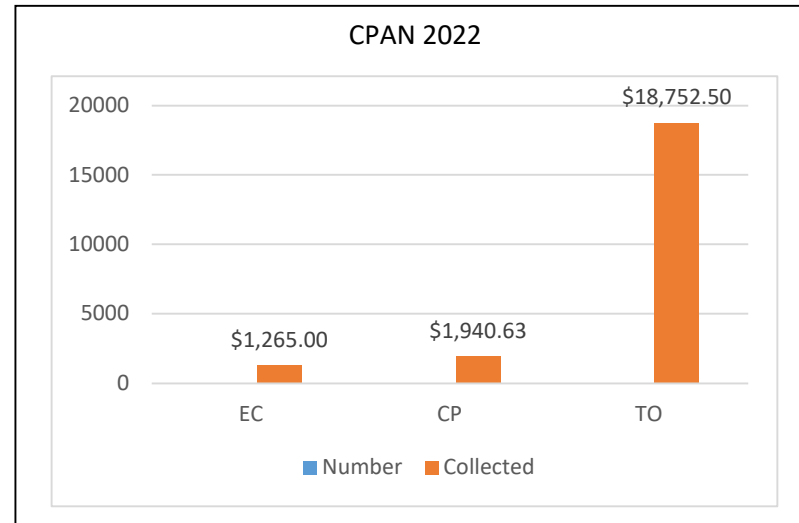
	2023	
Type	Number	Collected
EC	1	\$16,675.00
CP	25	\$5,692.55
TO	21	\$46,531.91
Total	47	\$68,899.46



***NOTE:** CPAN refers to a Civil Penalty Assessment Notice, which is a fine issued to a regulated entity. A Part 3 Carrier refers to a Limited Regulation Carrier (e.g., luxury limousine).

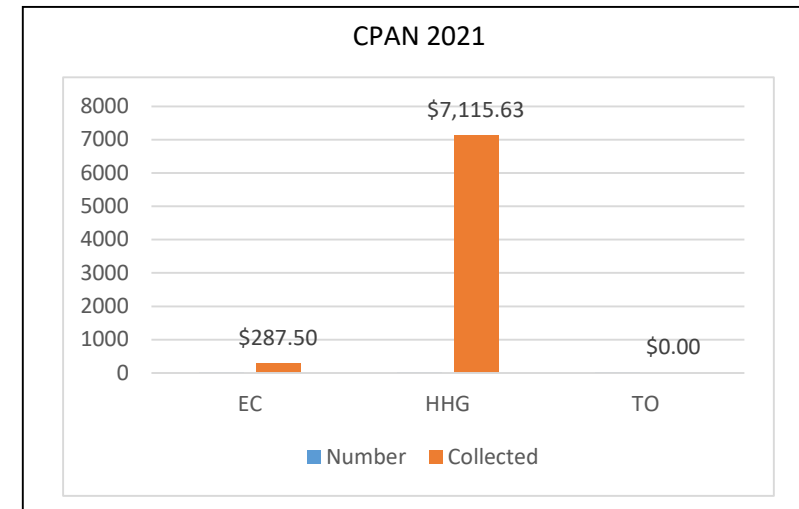
2022

Type	Number	Collected
EC	3	\$1,265.00
CP	3	\$1,940.63
TO	10	\$18,752.50
Total	16	\$21,958.13

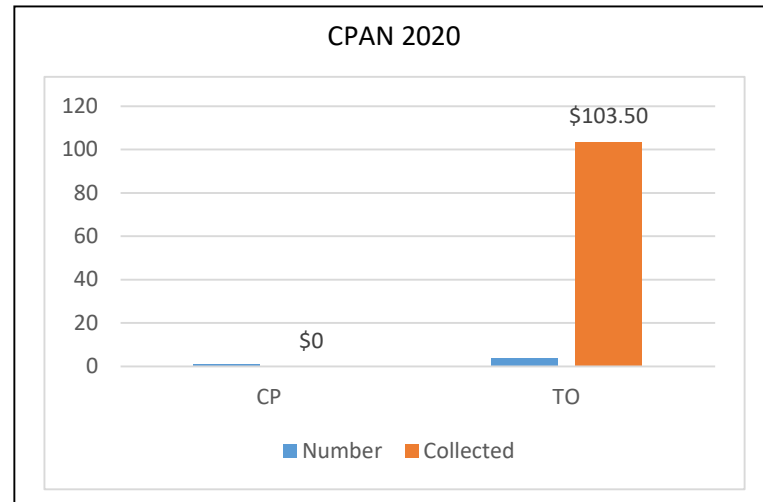


2021

Type	Number	Collected
EC	1	\$287.50
HHG	1	\$7,115.63
TO	4	\$0.00
Total	6	\$7,403.13

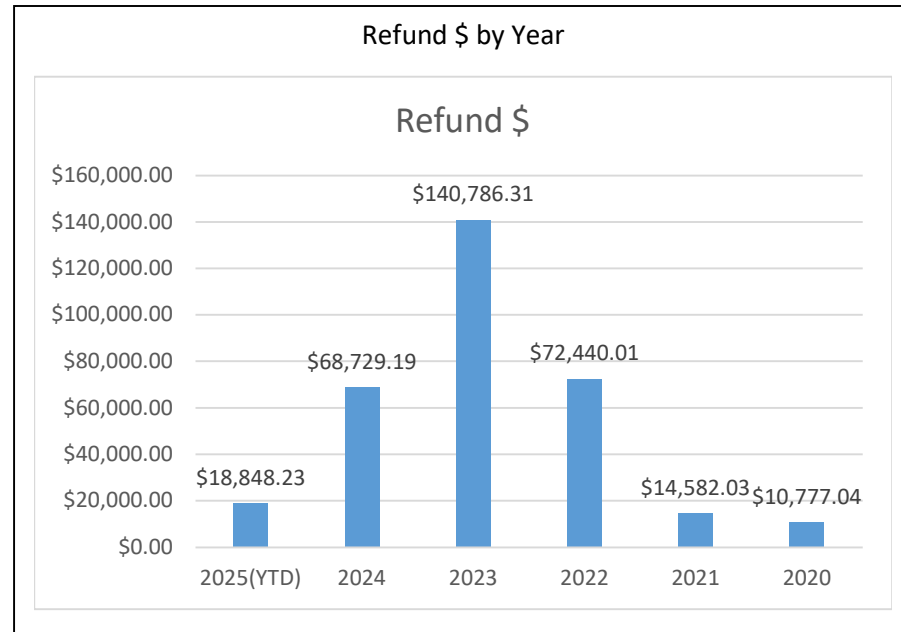


	2020	
Type	Number	Collected
CP	1	\$0.00
TO	4	\$103.50
Total	5	\$103.50



(k) refunds to customers for current year and each of the past four years.

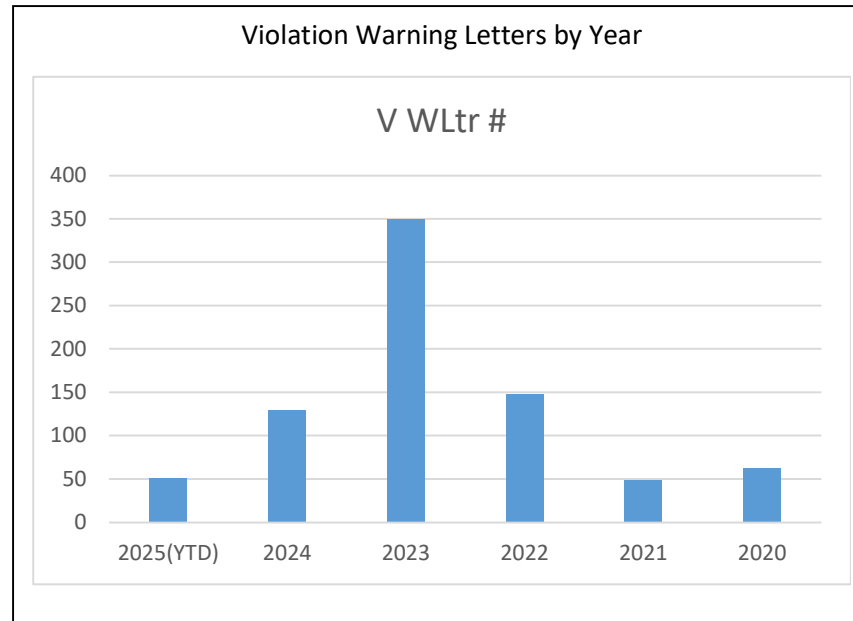
Year	Refund \$
2025(YTD)	\$18,848.23
2024	\$68,729.19
2023	\$140,786.31
2022	\$72,440.01
2021	\$14,582.03
2020	\$10,777.04



***NOTE:** These refunds are the result of compliance/enforcement action(s) taken by the PUC's Investigations and Consumer Affairs teams. The larger figures in 2023 were the result of action(s) taken against larger towing carriers, based on substantiated violations of House Bill 22-1314.

(I) violation warnings issued for current year and each of the past four years.

Year	VW Ltr #
2025(YTD)	51
2024	130
2023	349
2022	148
2021	49
2020	62



***NOTE: Violation Warning Letters (or VWLs) are enforcement actions taken against transportation carriers based on substantiated violations of statute/rule. VWLs can be issued in lieu of penalties/fines, when circumstances warrant reduced action. The larger figures in 2023 were the result of action(s) taken against larger towing carriers, based on substantiated violations of House Bill 22-1314.**

(m) recommendations as to what if any changes should be made to the current rules of the Commission.

It is anticipated that there will be several Notice of Proposed Rulemaking (NOPR) proceedings that will need to be initiated over the course of the next year, including those required by recently passed legislation.

Recently, several NOPRs were concluded and new rules were adopted in 24R-0382TO and 24R-0431TR, respectively. In 24R-0382TO, new towing rules were implemented, effective April 14, 2025, pursuant to House Bill (HB) 24-1051. In 24R-0431TR, new booting/immobilization rules were implemented, effective June 14, 2025, which addressed issues that had been identified since the PUC started regulating this industry back in 2019. In addition, another rulemaking (24R-0448TR) was initiated, which addressed rates for Large-Market Taxicab Service (LMT) carriers, but the rulemaking was closed without any new/updated rules being adopted.

During the 2025 Legislative Session, HB25-1117 and HB25-1291 were passed. HB25-1117 largely increased consumer protections in the booting/immobilization industry, which included many of the same changes seen recently in the towing industry, pursuant to HB22-1314 and HB24-1051. Despite the recently concluded rulemaking for this industry, another NOPR will be required to properly implement all the provisions of HB25-1117. Staff also anticipates a new rulemaking applicable to the Transportation Network Company (TNC) industry, as a result of legislative discussions from the 2025 Legislative Session.

Transportation Staff also intends to initiate another substantial rulemaking, addressing numerous issues within current transportation rules, most notably related to passenger transportation operations. Ideally, this rulemaking will result in simplified requirements and language, which will benefit Transportation Staff, the transportation industry, and the public. It is believed that such modifications can be incorporated, while retaining the primary safety features captured by current rules. Specific areas of interest include various reporting requirements (*i.e.*, insurance, medical certification, vehicle inspections, etc.), vehicle fees, tariffs, hours of service requirements, credit card surcharges, and the vehicle registry. This rulemaking would also capture some recent changes in statutory language, based on the passage of several legislative bills.

(n) recommendations as to the priority for the type of enforcement actions for the next year.

Transportation Staff recommends the continuation of its efforts to identify and address illegally operating transportation carriers (*i.e.*, those without authorities or permits and no insurance on file with the Commission). This remains a high priority and recent enforcement activities, such as those occurring at Denver International Airport (DIA) and Red Rocks Amphitheatre (Red Rocks), have shown progress on this front. These additional, and more frequently scheduled, enforcement operations at DIA and Red Rocks have also focused on the passenger carrying industry, which includes TNCs.

The Investigations and Compliance Unit has launched additional efforts related to field operations--including trips to outlying areas and rural communities--in order to address safety and enforcement concerns. This has included trips to various areas along the Western Slope, Aspen, Durango, and Steamboat Springs. Such attention has continued to promote relationships with other law enforcement agencies in and around these communities. Also, each member of the Investigations team has been assigned an airport operation within the state, to provide additional enforcement consideration and address any issues raised by airport authorities and local stakeholders. Overall, most trends in enforcement have been going up since 2022, which can be credited to these goals, strategies, and initiatives. The tenacity and detailed approach taken by the Investigations staff is also worthy of recognition, both in targeting problematic actors and building relationships with stakeholders and other government agencies to develop more collaborative approaches to troublesome issues.

Ever since the passing of House Bill (HB) 22-1314, there have been significant spikes in new investigations, mostly related to the towing industry, which began shortly after the new statutes became effective in August 2022. However, recent figures suggest that these numbers are trending down of late, which has allowed for more time to clear out the backlog of cases. A recently implemented policy on case closure timelines has also assisted with these efforts.

Despite the still high level of case volume, the Investigations and Compliance Unit endeavors to make time to participate in a significant number of outreach efforts, as it pertains to both transportation carriers and various law enforcement agencies. This includes trainings provided to groups, agencies, and associations, such as Towing and Recovery Professionals of Colorado (TRPC), the Colorado Limousine Association (CLA), and the Colorado Clerk's Association (CCA). In addition, the team is focusing on collaboration with the Colorado State Patrol (CSP) to assist with the education and training of rotational towing carriers and to help them navigate various situations and problem-solving when it comes to illegal and/or challenging operations. Furthermore, the Investigations team is working with the Colorado Department of Transportation (CDOT) to address problematic towing carriers operating along the I-70 Corridor, who are often chronic offenders not adhering to state laws and Commission rules. The continuation of these outreach initiatives will result in improved relations and better collaboration with these stakeholders.

While towing concerns still occupies much time and resources, the Investigations team intends to expand its focus in the passenger carrying industry in the coming year, including scheduling and conducting Safety & Compliance Reviews (SCRs).

APPENDIX

Name	CPCN	LMT Number	Issued	Renewal	Active	Area
WHC COS	109	LMT-00001	12/03/2018	01/07/2025	Yes	Colorado Springs
WHC FTC/BOL	150, 13043	LMT-00002	12/03/2018	04/07/2025	Yes	Fort Collins and Boulder
Pikes Peak Cab	55884	LMT-00004	12/18/2018	03/20/2025	Yes	Colorado Springs
Alpine Taxi	55899	LMT-00005	12/20/2018	12/23/2024	Yes	Denver Metro
Denver Taxi	55906	LMT-00006	12/20/2018	02/10/2025	Yes	Denver Metro
Trans Voyage Taxi	55921	LMT-00007	12/21/2018	10/25/2024	Yes	Denver Metro
Union Taxi	55776	LMT-00008	12/24/2018	12/27/2024	Yes	Denver Metro
Green Taxi Coop	55883	LMT-00009	12/26/2018	01/23/2025	Yes	Denver Metro
Denver Yellow Cab	2378	LMT-00010	12/27/2018	01/25/2021	No	Denver Metro
Metro Taxi	1481	LMT-00011	12/28/2018	02/12/2025	Yes	Denver Metro
All Cities Taxi	55890	LMT-00013	12/31/2018	01/29/2025	Yes	Denver Metro
5280 Taxi	None	LMT-00016	05/15/2019	11/17/2023	No	Denver Metro
Coach Transportation	None	LMT-00017	05/28/2019	01/16/2025	Yes	Colorado Springs
COS Taxi	None	LMT-00019	10/23/2019	N/A	No	Colorado Springs
Milehigh Taxi	None	LMT-00020	11/19/2020	N/A	No	Denver Metro
Go Taxi, LLC	None	LMT-00021	09/24/2021	N/A	No	Denver Metro
City Taxi, LLC	None	LMT-00022	10/01/2021	N/A	No	Denver Metro
Adlan Taxi, LLC	None	LMT-00023	10/08/2021	N/A	No	Denver Metro
Darfur Taxi	None	LMT-00024	12/16/2021	12/11/2024	Yes	Denver Metro
Envida	55942	LMT-00025	06/23/2022	N/A	No	Colorado Springs
Front Range Rides	55997	LMT-00026	06/11/2024	05/21/2025	Yes	Colorado Springs
ZTRIP	None	LMT-00027	11/05/2024	N/A	Yes	Denver Metro
Metro Capital Group, LLC	None	LMT-00028	05/28/2025	N/A	Yes	Denver Metro

This chart is a list of all Large Market Taxicab (LMT) Service providers, including their current permit status and operating area.

NOTE: All Cities Taxi did not provide any service in 2016; Alpine Taxi did not provide any service in 2017; Denver Taxi did not provide any service in 2017.; Green Taxi Cooperative started operating in July 2016.; Freedom Cabs (53638, LMT-00003), Spring Cab (55797, LMT-00012), Mile High Cab (55849, LMT-00014), Colorado's Great Eight (LMT-00015), and Medicab (55928, LMT-00018) were removed from the chart, due to being inactive since 2019.

2018	WHC COS	WHC FTC/BOL	Freedom Cabs	Pikes Peak Cab	Alpine Taxi	Trans Voyage Taxi	Union Taxi	Green Taxi Coop	Denver Yellow Cab	Metro Taxi	All Cities Taxi
Authority #	109	13043	53638	55884	55899	55921	55776	55883	2378	1481	55890
LMT #	00001	00002	00003	00004	00005	00007	00008	00009	00010	00011	00013
Statistics											
Paid meter trips	124,892	96,120	1,221	13,144	2,250	1,752	193,665	1,752	13,144	882,780	2,250
Paid miles	740,055	799,921	9,585	157,373	17,850	0	1,026,425	0	157,373	3,046,273	17,850
DIA flat-rate trips	0	0	25,066	0	36,792	3,302	552,636	3,302	0	47,060	36,792
Extra passengers	24,978	28,836	124	11,980	2,500	270	92,359	270	11,980	0	2,500
Flag drop	\$312,230	\$297,465	\$2,442	\$32,860	\$42,550	\$78,840	\$435,746	\$78,840	\$0	\$2,295,228	\$42,550
Mileage	\$1,776,132	\$1,799,822	\$37,204	\$377,697	\$242,550	\$0	\$2,258,435	\$0	\$32,860	\$7,920,310	\$242,550
Traffic delay	\$240,700	\$0	\$1,149	\$0	\$0	\$1,350	\$0	\$1,350	\$377,697	\$0	\$11,000
Extra passengers	\$12,489	\$28,836	\$51	\$5,990	\$11,000	\$270	\$92,959	\$270	\$0	\$0	\$0
DIA flat rate	\$0	\$0	\$1,518,999	\$0	\$2,023,560	\$183,492	\$2,684,436	\$183,492	\$5,990	\$2,400,060	\$2,023,560
Other	\$0	\$0	\$0	\$0	\$0	\$0	\$0	\$0	\$0	\$0	\$0
Total revenue	\$2,341,551	\$2,126,123	\$1,559,956	\$416,547	\$2,319,660	\$263,952	\$5,471,576	\$263,952	\$416,547	\$12,615,598	\$2,319,660
Retained by drivers	\$2,341,551	\$2,126,123	\$1,066,989	\$416,547	\$2,319,660	\$263,952	\$5,471,576	\$0	\$416,547	\$12,228,374	\$2,319,660
Retained by Carrier	\$0	\$0	\$492,967	\$0	\$0	\$0	\$0	\$263,952	\$0	\$387,224	\$0

*The following companies reported no data and/or zero revenue for 2018: Denver Taxi (55906); Spring Cab (55797); Mile High Cab (55894). Zero data removed from the above chart to fit the page.

**The data on this page, and subsequent pages, is related to Section (b) of the report.

2019	WHC COS	WHC FTC/BOL	Freedom Cabs	Pikes Peak Cab	Denver Taxi	Trans Voyage Taxi	Union Taxi	Denver Yellow Cab	Metro Taxi	All Cities Taxi
Authority #	109	150, 13043	53638	55884	55906	55921	55776	2378	1481	55890
LMT #	00001	00002	00003	00004	00006	00007	00008	00010	00011	00013
Statistics										
Paid meter trips	235,578	90,185	27,258	17,942	14,025	5,300	139,199	210,750	512,342	2,350
Paid miles	708,193	770,112	81,774	258,695	502,542	0	737,755	1,448,935	2,478,249	19,550
DIA flat-rate trips	0	0	28,260	0	10,200	16,084	54,431	7,164	21,530	37,890
Extra passengers	26,752	18,037	115	10,974	1,500	465	65,423	0	0	3,500
Flag drop	\$588,945	\$315,648	\$95,403	\$44,855	\$0	\$180,200	\$347,998	\$547,950	\$1,332,089	\$43,550
Mileage	\$1,699,662	\$1,732,753	\$228,967	\$620,868	\$0	\$0	\$1,844,388	\$3,622,337	\$5,576,060	\$42,500
Traffic delay	\$181,059	\$0	\$1,395	\$0	\$7,500	\$3,250	\$0	\$0	\$0	\$0
Extra passengers	\$13,376	\$18,037	\$60	\$5,487	\$0	\$465	\$65,423	\$0	\$0	\$12,000
Extra baggage	\$0	\$0	\$124	\$0	\$0	\$0	\$0	\$0	\$0	\$0
DIA flat rate	\$0	\$0	\$1,007,158	\$0	\$0	\$546,856	\$2,775,981	\$565,660	\$1,460,020	\$2,121,610
Total revenue	\$2,483,042	\$2,066,438	\$1,333,107	\$671,210	\$7,500	\$730,771	\$5,033,790	\$4,735,947	\$8,368,169	\$2,219,660
Retained by drivers	\$2,483,042	\$2,066,438	\$515,249	\$0	\$0	\$0	\$5,033,790	\$0	\$8,164,759	\$0
Retained by Carrier	\$0	\$0	\$817,858	\$671,210	\$7,500	\$730,771	\$0	\$4,735,947	\$203,410	\$2,219,660

The following companies reported no data and/or zero revenue for 2019: Alpine Taxi (55899), Green Taxi Coop (55883). Zero data removed from the above chart to fit the page.

2020	WHC COS	WHC FTC/BOL	Pikes Peak Cab	Alpine Taxi	Denver Taxi	Trans Voyage Taxi	Union Taxi	Green Taxi Coop	Denver Yellow Cab	Metro Taxi
Authority #	109	150, 13043	55884	55899	55906	55921	55776	55883	2378	1481
LMT #	00001	00002	00004	00005	00006	00007	00008	00009	00010	00011
Statistics										
Paid meter trips	143,992	89,742	7,715	0	0	1,250	0	0	0	0
Paid miles	476,485	758,757	111,238	0	0	0	0	0	0	0
DIA flat- rate trips	0	0	0	0	0	3,860	0	0	0	0
Extra passengers	15,839	17,948	2,360	0	0	180	0	0	0	0
Flag drop	\$359,980	\$314,097	\$19,287	\$0	\$0	\$43,750	\$0	\$0	\$0	\$0
Mileage	\$1,143,564	\$1,707,204	\$266,971	\$0	\$0	\$0	\$0	\$0	\$0	\$0
Traffic delay	\$121,683	\$0	\$0	\$0	\$0	\$759	\$0	\$0	\$0	\$0
Extra passengers	\$7,920	\$17,948	\$1,180	\$0	\$0	\$220	\$0	\$0	\$0	\$0
Extra baggage	\$0	\$0	\$0	\$0	\$0	\$0	\$0	\$0	\$0	\$0
DIA flat rate	\$0	\$0	\$0	\$0	\$0	\$228,898	\$0	\$0	\$0	\$0
Total revenue	\$1,633,147	\$2,039,249	\$287,438	\$0	\$0	\$273,627	\$0	\$0	\$0	\$0
Retained by drivers	\$1,633,147	\$2,039,249	\$287,438	\$0	\$0	\$273,627	\$0	\$0	\$0	\$0
Retained by Carrier	\$0	\$0	\$0	\$0	\$0	\$0	\$0	\$0	\$0	\$0

The following companies reported no data and/or zero revenue for 2020: All Cities Taxi (55890), 5280 Taxi, Coach Transportation, Milehigh Taxi.